



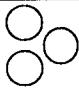
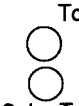

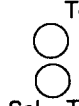
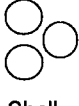

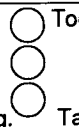

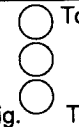

**YORK**

**Steam-Fired ParaFlow™ Unit Log Sheet**

CUSTOMER NAME			
JOB LOCATION		MODEL	
SERIAL NO.		YORK ORDER NO.	
DATE		BY	
PURPOSE OF TEST			

**Machine Operating Mode: Chilling**

ITEM		Field Data	Field Data	Field Data
<b>HOURLY METER</b>				
<b>CAPACITY CONTROL POSITION (% open)</b>				
<b>STEAM</b>	INLET PRESS. (PSI)			
	INLET TEMP (°F)			
<b>CONDENSATE</b>	FLOW RATE (lbs/hr)			
	OUTLET TEMP (°F)			
	OUTLET PRESS. (PSI)			
<b>CHILLED WATER</b>	INLET TEMP. (°F)			
	OUTLET TEMP. (°F)			
	TEMP. DIFFERENCE (°F)			
	FOULING FACTOR			
	PASS ARRANGEMENT			
	PRESSURE DROP (PSI)			
	FLOW RATE (GPM)			
	TONS			
<b>TOWER WATER</b>	ABS. INLET TEMP. (°F)			
	ABS. OUTLET TEMP. (°F)			
	TEMP. DIFFERENCE (°F)			
	FOULING FACTOR			
	PASS ARRANGEMENT			
	COND. INLET TEMP. (°F)			
	COND. OUT TEMP. (°F)			
	TEMP. DIFFERENCE (°F)			
	FOULING FACTOR			
	PASS ARRANGEMENT			
	PRESSURE DROP (PSI)			
	FLOW RATE (GPM)			
<b>1ST STAGE GENERATOR</b>	SOLUTION IN (°F)			
	SOLUTION OUT (°F)			
	PRESSURE (mmHg abs.)			
	CONCENTRATION (% wt)			
	LIQUID LEVEL	○	○	○
<b>2ND STAGE GENERATOR</b>	SOLUTION IN (°F)			
	SOLUTION OUT (°F)			
	CONCENTRATION (% wt)			
	REFRIGERANT OUT (°F)			
	LIQUID LEVEL	○	○	○

<b>HT HEAT EXCHGR</b>	SOLUTION TEMP (°F)					
<b>ABSORBER</b>	SOL. OUTLET TEMP. (°F)					
	PRESSURE (mmHg abs.)					
	SOL. CONCENT. (%)					
	STRG. SPRAY TEMP (°F)					
	WEAK SPRAY TEMP (°F)					
	SOLUTION SIGHTGLASSES	 Shell	 Sol. Tank	 Shell	 Sol. Tank	 Shell
<b>EVAPORATOR</b>	SPECIFIC GRAVITY					
	REFRIGERANT TEMP (°F)					
	REFRIG. SIGHTGLASSES	 Shell	 Refrig. Tank	 Shell	 Refrig. Tank	 Shell
<b>CONDENSER</b>	PRESSURE (mm Hg abs.)					
	REFRIG. OUT TEMP (°F)					
<b>SOL. PUMP (P1)</b>	Voltage					
	Amperage					
	Disch. Press. (psi/in hg)					
<b>SOL. PUMP (P2) (Strong Sprays)</b>	Voltage					
	Amperage					
	Disch. Press. (psi/in hg)					
<b>SOL. PUMP (P4) (Weak Sprays)</b>	Voltage					
	Amperage					
	Disch. Press. (psi/in hg)					
<b>REFR. PUMP (P3)</b>	Voltage					
	Amperage					
	Disch. Press. (psi/in hg)					
<b>CHARGE AMTS.</b>	Solution (lbs @ ___%)					
	Refrigerant (lbs)					
	Alcohol (liters)					
<b>STEAM VALVE</b>	TOTAL STROKE (mm)					
	MINIMUM STROKE (mm)					
	MIN. OPENING (% open)					
	LEAK RATE (cc/min)					
	AMBIENT TEMP. (°F)					

Remarks: