



BY JOHNSON CONTROLS

Service Information

File In/With:

SI0308

New 915

Equipment Affected: YCAV - YCIV - YVAA - YVWA

Danfoss Stepper Motor Running Backwards


PROBLEM

Stepper motor running backwards.

SOLUTION

Reverse the following wires at the stepper motor controller:

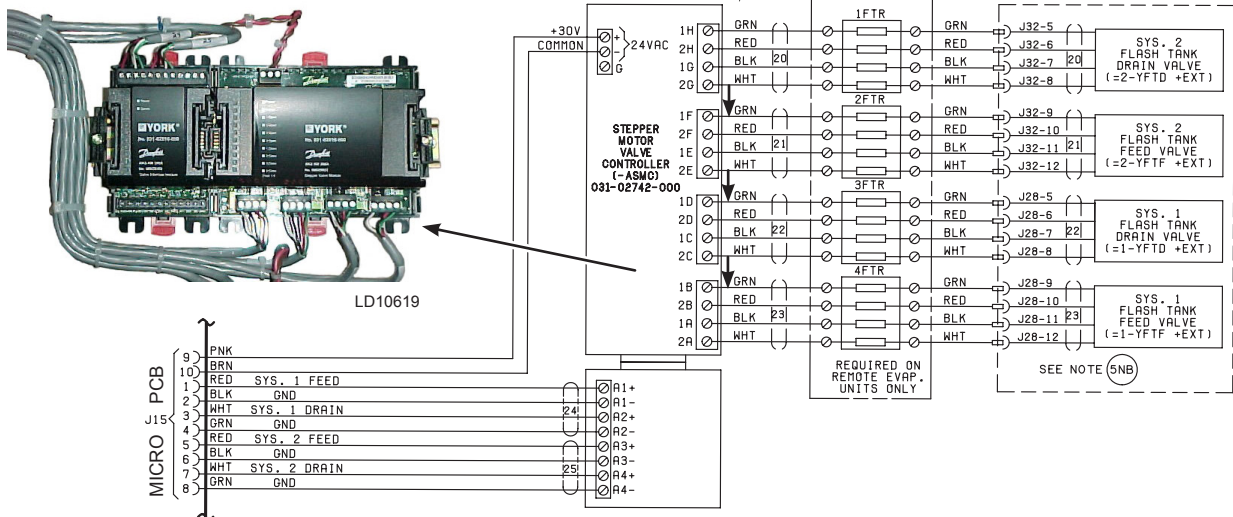
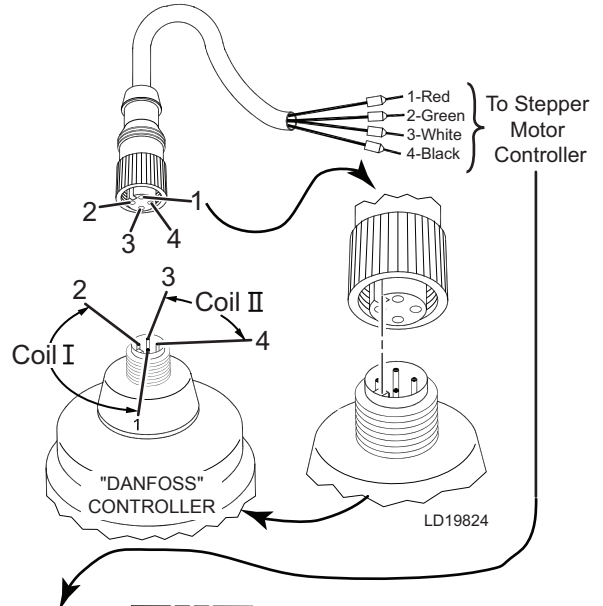
RED to WHITE and GREEN to BLACK



90° Flow Drain or Feed Valve



Straight Flow Drain or Feed Valve



Work on this equipment should only be done by properly trained personnel who are qualified to work on this type of equipment. Failure to comply with this requirement could expose the worker, the equipment and the building and its inhabitants to the risk of injury or property damage.

The instructions on this service bulletin are written assuming the individual who will perform this work is a fully trained HVAC & R journeyman or equivalent, certified in refrigerant handling and recovery techniques, and knowledgeable with regard to electrical lock out/tag out procedures. The individual performing this work should be aware of and comply with all Johnson Controls, national, state and local safety and environmental regulations while carrying out this work. Before attempting to work on any equipment, the individual should be thoroughly familiar with the equipment by reading and understanding the associated service literature applicable to the equipment. If you do not have this literature, you may obtain it by contacting a Johnson Controls Service Office.

Should there be any question concerning any aspect of the tasks outlined in this bulletin, please consult a Johnson Controls Service Office prior to attempting the work. Please be aware that this information may be time sensitive and that Johnson Controls reserves the right to revise this information at any time. Be certain you are working with the latest information.