



JACOBY-TARBOX®

A Product Line of The Clark-Reliance Corporation

Over 80 years of Quality!

Full-View Sight Flow Indicator Threaded Bulls-Eye Models

600-1000-2000-3000 PSIG Rated

Section: T100
Bulletin: T100.15
Date: 8/03
Supersedes: T100.15 (00)

Jacoby-Tarbox's full line of high pressure threaded bulls-eye sight flows have been precisely engineered per the design criteria of ASME to yield a nominal rated unit for flow observation and indication. Critical pathways containing gases, fluids, or slurries can easily be monitored in Jacoboy Tarbox's highest pressure rated bulls-eye sight flows. Available in a wide range of connections, these sight flows can be installed in a variety of process lines.

STANDARD FEATURES

- FNPT connections per ASME B2.1
- Cross-bolted retainers.
- Tempered borosilicate glass.
- Patented window holders for extra safety.
- All ASTM listed body materials.
- Stainless steel engraved identification tag/faceplate.
- All units hydro-tested. See Hydrotest Schedule T100.35 for details.

FULL-VIEW VISIBILITY

Pipeline view is maximized, with a diameter that is at least as large as the nominal pipe size, allowing 100% unobstructed process observation of your media.

CAPACITY

Non-rotor models offer minimized pressure drops with their non-restricting, smooth, full-bore construction.

APPLICATIONS

Jacoby-Tarbox high pressure threaded units are ideal for piping and mechanical engineers that wish to economically view their process within their pipelines. Drain, lube, hydraulic, condensate, feed, and return lines are just a few areas of Jacoboy-Tarbox's successful applications. Skid O.E.M.'s specify this series when easy maintenance, installation, and compactness is desired.

INDICATOR OPTIONS:


Plain: These units are bi-directional and may be placed in any orientation. Used primarily in processes where spot indication is desired to detect presence of media, or to inspect color, clarity, turbidity, or other critical characteristics.

Drip Tube: Low, intermittent flows are easily detected with this uni-directional style in the horizontal or vertically downwards direction. The drip tube forces the process to collect on the lower lip of the 316 SS tube, allowing it to visibly drip downward.

Flapper: This unit employs a 316 SS hinged weighted flapper to indicate flow of media. The velocity of the flow is indicated by the position of the flapper. Uni-directional, these units are optimal for horizontal or vertically upward flows.

Flutter: The TFE flutter allows for easy uni-directional indication of low flowing gases and liquids. The thin, ribbon type flutter curls into the pipeline, vibrating at the slightest presence of gas or liquid movement. The flow of the media is indicated by the intensity of the fluttering against the window of the unit.


Rotor: The TFE rotor allows for easy bi-directional, multi-orientational flow indication. The speed of the rotor indicates the relative velocity of the media. Ideal for opaque liquids or heavy gases for an easily contrasting detection at far viewing distances. Extra durable stainless rotors are available as an option.



S-100HP(NF)- 600
S-100HP(NF)-1000

S-100HP(NF)-2000
S-100HP(NF)-3000

INDICATOR OPTIONS




Drip Type Models

S-200HP- 600 S-200HP-2000
S-200HP-1000 S-200HP-3000



Flapper Type Models

S-100HP- 600 S-100HP-2000
S-100HP-1000 S-100HP-3000



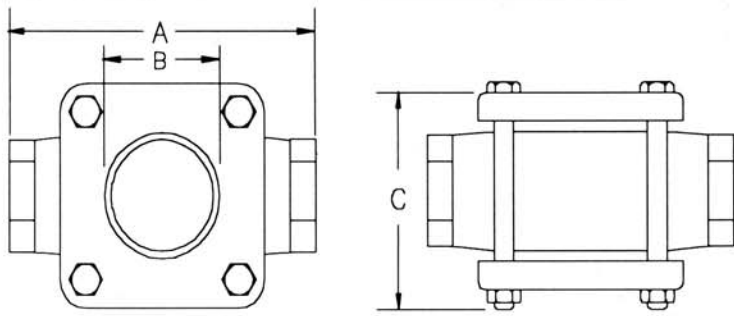
Flutter Type Models

S-100HP-FLTR- 600 S-100HP-FLTR-2000
S-100HP-FLTR-1000 S-100HP-FLTR-3000



Rotor Type Models

S-300HP- 600 S-300HP-2000
S-300HP-1000 S-300HP-3000



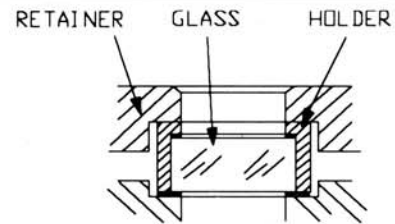
DIMENSIONAL DATA

NOM		SIZE		A		B		C		APPROX. WT.	
IN	DN	IN	mm	IN	mm	IN	mm	IN	mm	LBS.	KGS.
S-100HP-600 S-200HP-600, S-300HP-600											
1/8-1/4-3/8	6-8-10	3.75	95	.75	20	3.50	89	6	2.8		
1/2-3/4	15-20	4.50	114	1.00	25	4.50	114	11	5.0		
1	25	4.88	121	1.25	32	4.50	114	12	5.5		
1.25 & 1.5	30-40	6.00	152	1.50	38	6.50	165	20	9.1		
2	50	7.25	184	2.00	51	8.00	203	40	18.2		
S-100HP-1000 S-200HP-1000, S-300HP-1000											
1/8-1/4-3/8	6-8-10	3.75	95	.75	20	3.75	95	6	2.8		
1/2-3/4	15-20	4.50	114	1.00	25	4.50	114	11	5.0		
1	25	4.88	121	1.25	32	4.75	121	12	5.5		
1.25 & 1.5	30-40	6.00	152	1.50	38	7.00	178	20	9.1		
2	50	7.25	184	2.00	51	8.00	203	40	18.2		
S-100HP-2000 S-200HP-2000, S-300HP-2000											
1/8-1/4-3/8	6-8-10	3.75	95	.75	20	5.50	140	11	5.0		
1/2-3/4	15-20	4.50	114	1.00	25	6.00	152	11	5.0		
1	25	4.88	121	1.25	32	6.00	152	13	5.9		
1.25 & 1.5	30-40	6.00	152	1.50	38	8.50	216	27	12.3		
2	50	7.25	184	2.00	51	9.50	241	42	19.1		
S-100HP-3000 S-200HP-3000, S-300HP-3000											
1/8-1/4-3/8	6-8-10	3.75	95	.75	20	6.00	152	12	5.5		
1/2-3/4	15-20	4.50	114	1.00	25	7.00	178	13	5.9		
1	25	4.88	121	1.25	32	7.00	178	14	6.4		
1.25 & 1.5	30-40	6.00	152	1.50	38	10.00	254	34	15.5		
2	50	7.25	184	2.00	51	9.50	241	48	21.8		

PRESSURE/TEMPERATURE RATINGS

NOMINAL PRESSURE/TEMP. RATINGS				
TEMP °F	TEMP °C	psig (Barg)		
		NOMINAL	STEEL	316 SS
-20 TO 500	-29 TO 260	600	600 (41.3)	600 (41.3)
-20 TO 500	-29 TO 260	1000	1000 (68.9)	1000 (68.9)
-20 TO 500	-29 TO 260	2000	2000 (137.9)	2000 (137.9)
-20 TO 500	-29 TO 260	3000	3000 (206.9)	3000 (206.9)

GASKET OPERATING TEMPERATURES		
MATERIAL	DEGREES F	DEGREES C
NEOPRENE	-20 TO 250	-29 TO 121
FIBER (NON-ASB)	-40 TO 550	-40 TO 287
VITON® A	-65 TO 350	-52 TO 177
SILICONE	-80 TO 450	-62 TO 232
GRAPHITE (OXY PRESENT)	-328 TO 932	-200 TO 500
GRAPHITE (STEAM)	-328 TO 1200	-200 TO 648
GRAPHITE (OXY FREE)	-328 TO 5432	-200 TO 3000
BUNA-N	-20 TO 250	-29 TO 121



All 2000 and 3000 PSIG units have a single window holder as a standard feature. This holder protects the glass from the high pressures generated during the torquing sequence. This is a Jacoby-Tarbox exclusive feature.

Construction and Materials

- Body:** Steel: ASTM A216 WCB
316 SS: ASTM A351 CF8M
Optional Alloys: Hastelloy®, Inconel®, 304 SS, Alloy 20, Monel®, "L" Grade SS, others upon request
- Retainer:** Brass: ASTM A516 Gr. 70
Options: ASTM A240 (316 SS)
- Fasteners:** Steel: ASTM A354-BD/ASTM A194-271
Option: ASTM A193-B8M/A194-8M (316SS)
- Connections:** Steel: ASME B2.1 FNPT
316 SS: ASME B2.1 FNPT
- Options:
Socket Weld: B16.11
Butt-Weld: B16.25
BSP: BS 21
others available upon request
- Windows:** Tempered Borosilicate
Options:
Quartz (above 500°F)
Shields: UniShield® Window Protection, Mica, PFA Teflon®, Kel-F®
- Seal Gasket:** Neoprene - 600 & 1000 PSIG models std.
Fiber - 2000 & 3000 PSIG models std.
See Table for Options
- Cushion:** Compressed Fiber (Non-Asbestos)
- Safety Window Options**
- FM® Approved Dual Windows™ (Borosilicate)
 - UniGlas®
 - Dual UniGlas®

GASKET OPERATING TEMPERATURES		
MATERIAL	DEGREES F	DEGREES C
EPDM	-20 TO 250	-29 TO 121
TFE/NEO	-20 TO 250	-29 TO 121
TFE/FIBER	-40 TO 450	-40 TO 232
TFE (GYLON®)	-325 TO 500	-198 TO 260

Viton, & Teflon are registered trademarks of DuPont. Kel-F is a registered trademark of 3M. Gylon is a registered trademark of Garlock. Monel and Inconel are registered trademarks of Inco Alloys, Inc. Hastelloy is a registered trademark of Haynes Int'l, Inc. UniGlas and UniShield are registered trademarks of The Clark-Reliance Corporation. FM is a registered trademark of Factory Mutual Research Corporation, Inc.