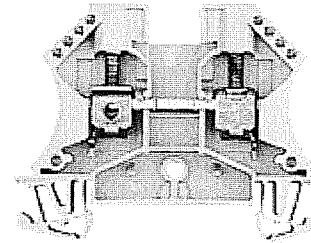


**Part Number: 102000**  
**WDU 2.5**

[Sales Information](#)

[Catalog Home](#)

[Back to StepSearch](#)



Representative Photo

#### Selected Features

Clamping Type	Screw Clamp
Series	W Series
Rail Type	TS 35
Function	Feed Through
Configuration	Single Level
Wire Size	#22...12 AWG
Current	25 A
Voltage	600 V
Color/Material	Beige Wemid
Special Requirements	Accepts WQV & ZQV jumpers

Technical Data	UL	CSA	VDE
Rated Voltage	600 V	600 V	800 V
Rated Current	25 A	20 A	24 A
Wire Size	#22...12 AWG	#26...12 AWG	2.5 mm <sup>2</sup>

#### Accessories

<b><u>DIN-rail</u></b>
<b><u>End plate/partition (WAP/WTW)</u></b>
<b><u>Ferrules</u></b>
<b><u>Markers (SchT)</u></b>
<b><u>Marking pens</u></b>
<b><u>Marking system (WS/ZS)</u></b>
<b><u>Marking tags (DEK)</u></b>
<b><u>Mounting brackets</u></b>
<b><u>Test plugs/socket</u></b>
<b><u>Tools</u></b>
<b><u>WQB jumpers</u></b>
<b><u>WQV jumpers</u></b>
<b><u>ZQV jumpers</u></b>

**Additional Technical Data**

Width/Length/Height mm (in.)	5/60/47 (.2"/2.36"/1.85")
Insulation Stripping Length mm (in.)	10 (.39")
Torque Nm (lb. in)	0.8 (7.1)
Clamping Screw	M 2.5
Flammability Class	UL 94 (V0)

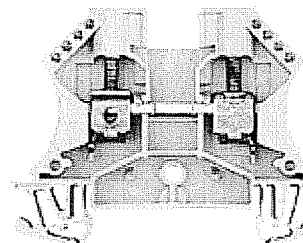
*Top of Page*

**Part Number: 102010**  
**WDU 4**

[Sales Information](#)

[Catalog Home](#)

[Back to StepSearch](#)



Representative Photo

#### Selected Features

Clamping Type	Screw Clamp
Series	W Series
Rail Type	TS 35
Function	Feed Through
Configuration	Single Level
Wire Size	#22...10 AWG
Current	35 A
Voltage	600 V
Color/Material	Beige Wemid

#### Technical Data

#### UL

#### CSA

#### VDE

	UL	CSA	VDE
<b>Rated Voltage</b>	600 V	600 V	800 V
<b>Rated Current</b>	35 A	35 A	32 A
<b>Wire Size</b>	#22...10 AWG	#26...10 AWG	4 mm <sup>2</sup>

#### Accessories

**DIN-rail**

**End plate/partition (WAP/WTW)**

**Ferrules**

**Markers (SchT)**

**Marking pens**

<b>Marking system (WS/ZS)</b>
<b>Marking tags (DEK)</b>
<b>Mounting brackets</b>
<b>Test plugs/socket</b>
<b>Tools</b>
<b>WQV jumpers</b>

**Additional Technical Data**

Width/Length/Height mm (in.)	6/60/47 (.24"/2.36"/1.85")
Insulation Stripping Length mm (in.)	10 (.39")
Torque Nm (lb. in)	1.0 (9.0)
Clamping Screw	M 3
Flammability Class	UL 94 (V0)

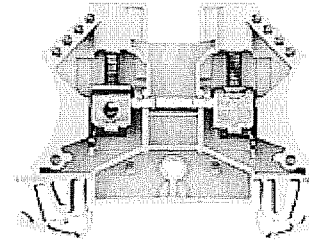
[Top of Page](#)

**Part Number: 102020**  
**WDU 6**

[Sales Information](#)

[Catalog Home](#)

[Back to StepSearch](#)



Representative Photo

#### Selected Features

Clamping Type	Screw Clamp
Series	W Series
Rail Type	TS 35
Function	Feed Through
Configuration	Single Level
Wire Size	#20...8 AWG
Current	45 A
Voltage	600 V
Color/Material	Beige Wemid

#### Technical Data

	UL	CSA	VDE
<b>Rated Voltage</b>	600 V	600 V	800 V
<b>Rated Current</b>	45 A	45 A	41 A
<b>Wire Size</b>	#20...8 AWG	#20...8 AWG	6 mm <sup>2</sup>

#### Accessories

<b><u>DIN-rail</u></b>
<b><u>End plate/partition (WAP/WTW)</u></b>
<b><u>Ferrules</u></b>
<b><u>Markers (SchT)</u></b>
<b><u>Marking pens</u></b>

<b>Marking system (WS/ZS)</b>
<b>Marking tags (DEK)</b>
<b>Mounting brackets</b>
<b>Test plugs/socket</b>
<b>Tools</b>
<b>WQV jumpers</b>

**Additional Technical Data**

Width/Length/Height mm (in.)	8/60/47 (.31"/2.36"/1.85")
Insulation Stripping Length mm (in.)	12 (.47")
Torque Nm (lb. in)	1.6 (14.2)
Clamping Screw	M 3.5
Flammability Class	UL 94 (V0)

[Top of Page](#)