



**STYLE B LIQUID COOLED  
SOLID STATE STARTERS**

**RENEWAL PARTS**

New Release

Form 160.00-RP3 (500)

**MODELS SSS 7L-B, 14L-B, 26L-B, 33L-B  
AND  
MODELS SSS 7LK-B, 14LK-B, 26LK-B, 33LK-B**



00282VIP

# TABLE OF CONTENTS

## RENEWAL PART NUMBERS

Common Parts For All Models .....	3
Common Parts Per Model .....	3
Variable Parts For All 7L Models .....	3
Variable Parts For All 7LK Models .....	3
Variable Parts For All 14L Models .....	4
Variable Parts For All 14LK Models .....	4
Variable Parts For All 26L Models .....	5
Variable Parts For All 26LK Models .....	5
Variable Parts For All 33L Models .....	6
Variable Parts For All 33LK Models .....	6
Input Power Replacements And Options .....	7
SCR Replacement Kit (Style: None, 'A' And 'B') .....	8
SCR Replacement Kit (Style: None, 'A' And 'B') .....	8
Common Parts 375-03048-001 .....	8
Figure 1 – Solid State Starter - Front View, Exterior .....	9
Figure 2 – Solid State Starter - Interior View .....	10
Figure 3 – Solid State Starter - Fuse Detail .....	11
Figure 4 – Solid State Starter - Power Section Detail .....	12
Figure 5 – Solid State Starter - SCR Pole Detail .....	13
Figure 6 – Solid State Starter - Rear View, Cooling Loop .....	14

## RENEWAL PART NUMBERS

### COMMON PARTS FOR ALL MODELS

ITEM NO.	DESCRIPTION	FIG. NO	PART NUMBER
1	Logic / Trigger Board 60 Hz applications	2	031-02757-002
	Logic / Trigger Board 50 Hz applications	2	031-02757-003
2	Capacitor, Assembly	5	371-01086-000
3	Fuseholder for 7FU	3	025-34186-000
4	Fuseholder for 1FU-6FU ( 1 of 2 )	3	025-34185-000
5	Fuse, 4 Amp 7 FU	3	025-27973-000
6	Fastener, Panel Adj.	1	021-17252-000
7	Hose Barb, Plastic - Threads Into SCR Brick Assembly	6	023-16274-000
8	Hose, Clear Plastic (order by the foot)	6	028-12239-000
9	Coolant Header 3" PVC with Fill Plug	6	371-02561-513
10	Heat Exchanger	6	026-36596-000
Not Shown	Hose, connect heat exchanger to condenser water		028-11958-000
11	Temperature Sensor kit ( thermistor, lugs, and plug ) (need part no.)	5	031-02758-000
12	U16 Logic / Trigger Board EPROM	2	031-02029-001
13	U15 Battery Backed RAM for the Logic / Trigger Board	2	031-01620-000
14	Coolant Pump 50 / 60 Hz	6	026-32813-000
Not Shown	Inhibitor, Coolant		013-02987-000

### COMMON PARTS PER MODEL

ITEM NO.	DESCRIPTION	FIG. NO	PART NUMBER			
			7L – 7LK	14L – 14LK	26L – 26LK	33L – 33LK
15	Ground Terminal	2	025-34196-000	025-34197-000	025-34198-000	025-34198-000
Not Shown	Terminal Lug Kit (3 Lugs)		371-02576-101	371-02576-102	371-02576-103	371-02576-104
16	Bus Bar (L1)	4	371-02500-003	371-02500-003	371-01082-006	371-01082-006
17	Bus Bar (L2)	4	371-02500-002	371-02500-002	371-01082-005	371-01082-005
18	Bus Bar (L3)	4	371-02500-001	371-02500-001	371-01082-004	371-01082-004
19	Output Current Transformer	4 & 5	025-34195-001	025-34195-002	025-34195-003	025-34195-004

### VARIABLE PARTS FOR ALL 7L MODELS

ITEM NO.	DESCRIPTION	FIG. NO	PART NUMBER			
			7L-40B	7L-46B	7L-58B	7L-50B
20	SCR Assembly Kit 1 Of 3	4 & 5	375-03048-002	375-03048-002	375-03048-003	375-03048-002
21	Fuse ( 1FU – 3FU )	3	025-34136-000	025-34135-000	025-34194-000	025-34136-000
22	Fuse ( 4FU – 5FU )	3	025-34137-000	025-34136-000	025-34135-000	025-34137-000
23	Fuse ( 6FU )	3	025-34141-000	025-34141-000	025-34141-000	025-34141-000
24	Snubber Resistor	5	371-02564-003	371-02564-003	371-02564-004	371-02564-003
25	Control Power Transformer	1	371-02568-006	371-02568-004	371-02568-005	371-02568-006

### VARIABLE PARTS FOR ALL 7LK MODELS

ITEM NO.	DESCRIPTION	FIG. NO	PART NUMBER			
			7LK-40B	7LK-46B	7LK-58B	7LK-50B
20	SCR Assembly Kit 1 of 3	4 & 5	375-03048-002	375-03048-002	375-03048-003	375-03048-002
21	Fuse ( 1FU – 3FU )	3	025-34136-000	025-34136-000	025-34540-000	025-34136-000
22	Fuse ( 4FU – 5FU )	3	025-34140-000	025-34139-000	025-34137-0000	025-34140-000
23	Fuse ( 6FU )	3	025-34142-000	025-34142-000	025-34142-000	025-34142-000
24	Snubber Resistor	5	371-02564-003	371-02564-003	371-02564-004	371-02564-003
25	Control Power Transformer	1	371-02569-006	371-02569-004	371-02569-005	371-02569-006

### VARIABLE PARTS FOR ALL 14L MODELS

ITEM NO.	DESCRIPTION	FIG. NO	PART NUMBER		
			14L-17B	14L-28B	14L-40B
20	SCR Assembly Kit 1 of 3	4 & 5	375-03048-004	375-03048-004	375-03048-004
21	Fuse ( 1FU – 3FU )	3	025-34140-000	025-34140-000	025-34136-000
22	Fuse ( 4FU – 5FU )	3	025-34141-000	025-34141-000	025-34137-000
23	Fuse ( 6FU )	3	025-34141-000	025-34141-000	025-34141-000
24	Snubber Resistor	5	371-02564-002	371-02564-002	371-02564-003
25	Control Power Transformer	1	371-02568-002	371-02568-003	371-02568-006

### VARIABLE PARTS FOR ALL 14L MODELS (continued)

ITEM NO.	DESCRIPTION	FIG. NO	PART NUMBER		
			14L-46B	14L-58B	14L-50B
20	SCR Assembly Kit 1 of 3	4 & 5	375-03048-004	375-03048-005	375-03048-004
21	Fuse ( 1FU – 3FU )	3	025-34135-000	025-34194-000	025-34136-000
22	Fuse ( 4FU – 5FU )	3	025-34136-000	025-34135-000	025-34137-000
23	Fuse ( 6FU )	3	025-34141-000	025-34141-000	025-34141-000
24	Snubber Resistor	5	371-02564-003	371-02564-004	371-02564-003
25	Control Power Transformer	1	371-02568-004	371-02568-005	371-02568-006

### VARIABLE PARTS FOR ALL 14LK MODELS

ITEM NO.	DESCRIPTION	FIG. NO	PART NUMBER		
			14LK-17B	14LK-28B	14LK-40B
20	SCR Assembly Kit 1 of 3	4 & 5	375-03048-004	375-03048-004	375-03048-004
21	Fuse ( 1FU – 3FU )	3	025-34141-000	025-34141-000	025-34136-000
22	Fuse ( 4FU – 5FU )	3	025-34142-000	025-34142-000	025-34140-000
23	Fuse ( 6FU )	3	025-34142-000	025-34142-000	025-34142-000
24	Snubber Resistor	5	371-02564-002	371-02564-002	371-02564-003
25	Control Power Transformer	1	371-02569-002	371-02569-003	371-02569-006

### VARIABLE PARTS FOR ALL 14LK MODELS (continued)

ITEM NO.	DESCRIPTION	FIG. NO	PART NUMBER		
			14LK-46B	14LK-58B	14LK-50B
20	SCR Assembly Kit 1 of 3	4 & 5	375-03048-004	375-03048-005	375-03048-004
21	Fuse ( 1FU – 3FU )	3	025-34136-000	025-34540-000	025-34136-000
22	Fuse ( 4FU – 5FU )	3	025-34139-000	025-34137-000	025-34140-000
23	Fuse ( 6FU )	3	025-34142-000	025-34142-000	025-34142-000
24	Snubber Resistor	5	371-02564-003	371-02564-004	371-02564-003
25	Control Power Transformer	1	371-02569-004	371-02569-005	371-02569-006

**VARIABLE PARTS FOR ALL 26L MODELS**

ITEM NO.	DESCRIPTION	FIG. NO	PART NUMBER		
			26L-17B	26L-28B	26L-40B
20	SCR Assembly Kit 1 of 3	4 & 5	375-03048-006	375-03048-006	375-03048-006
21	Fuse ( 1FU – 3FU )	3	025-34140-000	025-34140-000	025-34136-000
22	Fuse ( 4FU – 5FU )	3	025-34141-000	025-34141-000	025-34137-000
23	Fuse ( 6FU )	3	025-34141-000	025-34141-000	025-34141-000
24	Snubber Resistor	5	371-02564-002	371-02564-002	371-02564-003
25	Control Power Transformer	1	371-02568-002	371-02568-003	371-02568-006

**VARIABLE PARTS FOR ALL 26L MODELS (continued)**

ITEM NO.	DESCRIPTION	FIG. NO	PART NUMBER		
			26L-46B	26L-58B	26L-50B
20	SCR Assembly Kit 1 of 3	4 & 5	375-03048-006	375-03048-007	375-03048-006
21	Fuse ( 1FU – 3FU )	3	025-34135-000	025-34194-000	025-34136-000
22	Fuse ( 4FU – 5FU )	3	025-34136-000	025-34135-000	025-34137-000
23	Fuse ( 6FU )	3	025-34141-000	025-34141-000	025-34141-000
24	Snubber Resistor	5	371-02564-003	371-02564-004	371-02564-003
25	Control Power Transformer	1	371-02568-004	371-02568-005	371-02568-006

**VARIABLE PARTS FOR ALL 26LK MODELS**

ITEM NO.	DESCRIPTION	FIG. NO	PART NUMBER		
			26LK-17B	26LK-28B	26LK-40B
20	SCR Assembly Kit 1 of 3	4 & 5	375-03048-006	375-03048-006	375-03048-006
21	Fuse ( 1FU – 3FU )	3	025-34141-000	025-34141-000	025-34136-000
22	Fuse ( 4FU – 5FU )	3	025-34142-000	025-34142-000	025-34140-000
23	Fuse ( 6FU )	3	025-34142-000	025-34142-000	025-34142-000
24	Snubber Resistor	5	371-02564-002	371-02564-002	371-02564-003
25	Control Power Transformer	1	371-02569-002	371-02569-003	371-02569-006

**VARIABLE PARTS FOR ALL 26LK MODELS (continued)**

ITEM NO.	DESCRIPTION	FIG. NO	PART NUMBER		
			26LK-46B	26LK-58B	26LK-50B
20	SCR Assembly Kit 1 of 3	4 & 5	375-03048-006	375-03048-007	375-03048-006
21	Fuse ( 1FU – 3FU )	3	025-34136-000	025-34540-000	025-34136-000
22	Fuse ( 4FU – 5FU )	3	025-34139-000	025-34137-000	025-34140-000
23	Fuse ( 6FU )	3	025-34142-000	025-34142-000	025-34142-000
24	Snubber Resistor	5	371-02564-003	371-02564-004	371-02564-003
25	Control Power Transformer	1	371-02569-004	371-02569-005	371-02569-006

### VARIABLE PARTS FOR ALL 33L MODELS

ITEM NO.	DESCRIPTION	FIG. NO	PART NUMBER		
			33L-17B	33L-28B	33L-40B
20	SCR Assembly Kit 1 of 3	4 & 5	375-03048-008	375-03048-008	375-03048-008
21	Fuse ( 1FU – 3FU )	3	025-34140-000	025-34140-000	025-34136-000
22	Fuse ( 4FU – 5FU )	3	025-34141-000	025-34141-000	025-34137-000
23	Fuse ( 6FU )	3	025-34141-000	025-34141-000	025-34141-000
24	Snubber Resistor	5	371-02564-002	371-02564-002	371-02564-003
25	Control Power Transformer	1	375-02568-002	375-02568-003	375-02568-006

### VARIABLE PARTS FOR ALL 33L MODELS (continued)

ITEM NO.	DESCRIPTION	FIG. NO	PART NUMBER	
			33L-46B	33L-50B
20	SCR Assembly Kit 1 of 3	4 & 5	375-03048-008	375-03048-008
21	Fuse ( 1FU – 3FU )	3	025-34135-000	025-34136-000
22	Fuse ( 4FU – 5FU )	3	025-34136-000	025-34137-000
23	Fuse ( 6FU )	3	025-34141-000	025-34141-000
24	Snubber Resistor	5	371-02564-003	371-02564-003
25	Control Power Transformer	1	375-02568-004	375-02568-006

### VARIABLE PARTS FOR ALL 33LK MODELS

ITEM NO.	DESCRIPTION	FIG. NO	PART NUMBER		
			33LK-17B	33LK-28B	33LK-40B
20	SCR Assembly 1 of 3	4 & 5	375-03048-008	375-03048-008	375-03048-008
21	Fuse ( 1FU – 3FU )	3	025-34141-000	025-34141-000	025-34136-000
22	Fuse ( 4FU – 5FU )	3	025-34142-000	025-34142-000	025-34140-000
23	Fuse ( 6FU )	3	025-34142-000	025-34142-000	025-34142-000
24	Snubber Resistor	5	371-02564-002	371-02564-002	371-02564-003
25	Control Power Transformer	1	371-02569-002	371-02569-003	371-02569-006

### VARIABLE PARTS FOR ALL 33LK MODELS (continued)

ITEM NO.	DESCRIPTION	FIG. NO	PART NUMBER	
			33L-46B	33L-50B
20	SCR Assembly 1 of 3	4 & 5	375-03048-008	375-03048-008
21	Fuse ( 1FU – 3FU )	3	025-34136-000	025-34136-000
22	Fuse ( 4FU – 5FU )	3	025-34139-000	025-34140-000
23	Fuse ( 6FU )	3	025-34142-000	025-34142-000
24	Snubber Resistor	5	371-02564-003	371-02564-003
25	Control Power Transformer	1	371-02569-004	371-02569-006

## INPUT POWER REPLACEMENTS AND OPTIONS

ITEM NO.	DESCRIPTION	FIG. NO	PART NUMBER
26	Replacement Disconnect Switch 250A	2	024-30963-000
	Replacement Disconnect Switch 400A	2	024-30964-000
	Replacement Disconnect Switch 600A	2	024-30965-000
	Replacement Disconnect Switch 1000A	2	024-30966-000
Not Shown	Optional Disconnect Switch Kit 250A		371-02565-101
	Optional Disconnect Switch Kit 400A		371-02565-102
	Optional Disconnect Switch Kit 600A		371-02565-103
	Optional Disconnect Switch Kit 1000A		371-02565-104
26	Replacement Circuit Breaker 250A	2	224-30959-000
	Replacement Circuit Breaker 400A	2	224-30960-000
	Replacement Circuit Breaker 600A	2	224-30961-000
	Replacement Circuit Breaker 1000A	2	224-30973-000
	Replacement Circuit Breaker 1200A	2	224-30962-000
27	Channel Insulator for 1000A Disconnect Switch, 1000A and 1200A Circuit Breaker	2	071-01127-000
Not Shown	Optional Circuit Breaker Kit 250A		371-02566-101
	Optional Circuit Breaker Kit 400A		371-02566-102
	Optional Circuit Breaker Kit 600A		371-02566-103
	Optional Circuit Breaker Kit 1000A		371-02566-104
	Optional Circuit Breaker Kit 1200A		371-02566-105

Normally, the disconnect switches and circuit breakers are factory installed. However, there may be times when the customer may desire to have these options installed after the starter has already been shipped from the factory. The part numbers for the kits are provided in the Input Power Replacements & Options table above.

The full load ratings for these devices are listed below.

<b>DISCONNECT SWITCH SIZE</b>	<b>FULL LOAD RANGE</b>
250 Amps	0 – 217 Amps
400 Amps	0 – 348 Amps
600 Amps	0 – 522 Amps
1000 Amps	0 – 1043 Amps

---

<b>CIRCUIT BREAKER SIZE</b>	<b>FULL LOAD RANGE</b>
250 Amps	67 – 250 Amps
400 Amps	178 – 400 Amps
600 Amps	267 – 600 Amps
1000 Amps	480 – 1080 Amps
1200 Amps	533 – 1200 Amps

**SCR REPLACEMENT KIT (STYLE: NONE, 'A' and 'B')**


		7L – 40, 46, 50		7L – 58		14L–17, 28, 40, 46, 50		14L-58	
		375-03048-002		375-03048-003		375-03048-004		375-03048-005	
DESCRIPTION	ITEM	PART NO.	QTY.	PART NO.	QTY.	PART NO.	QTY.	PART NO.	QTY.
COMMON PARTS	1	375-02048-001	1	375-02048-001	1	375-02048-001	1	375-02048-001	1
RECTIFIER ASSY.	2	371-02541-332	1	371-02541-333	1	371-02541-334	1	371-02541-335	1
STANDOFF	3	-----	---	-----	---	-----	---	-----	---

**SCR REPLACEMENT KIT (STYLE: NONE, 'A' and 'B')**


		26L – 17, 28, 40, 46, 50		26L – 58		33L–17, 28, 40, 46, 50	
		375-03048-006		375-03048-007		375-03048-008	
DESCRIPTION	ITEM	PART NO.	QTY.	PART NO.	QTY.	PART NO.	QTY.
COMMON PARTS	1	375-02048-001	1	375-02048-001	1	375-02048-001	1
RECTIFIER ASSY.	2	371-02542-332	1	371-02542-333	1	371-02543-332	1
STANDOFF	3	021-17565-000	2	021-17565-000	2	021-17565-000	2

**COMMON PARTS 375-03048-001**

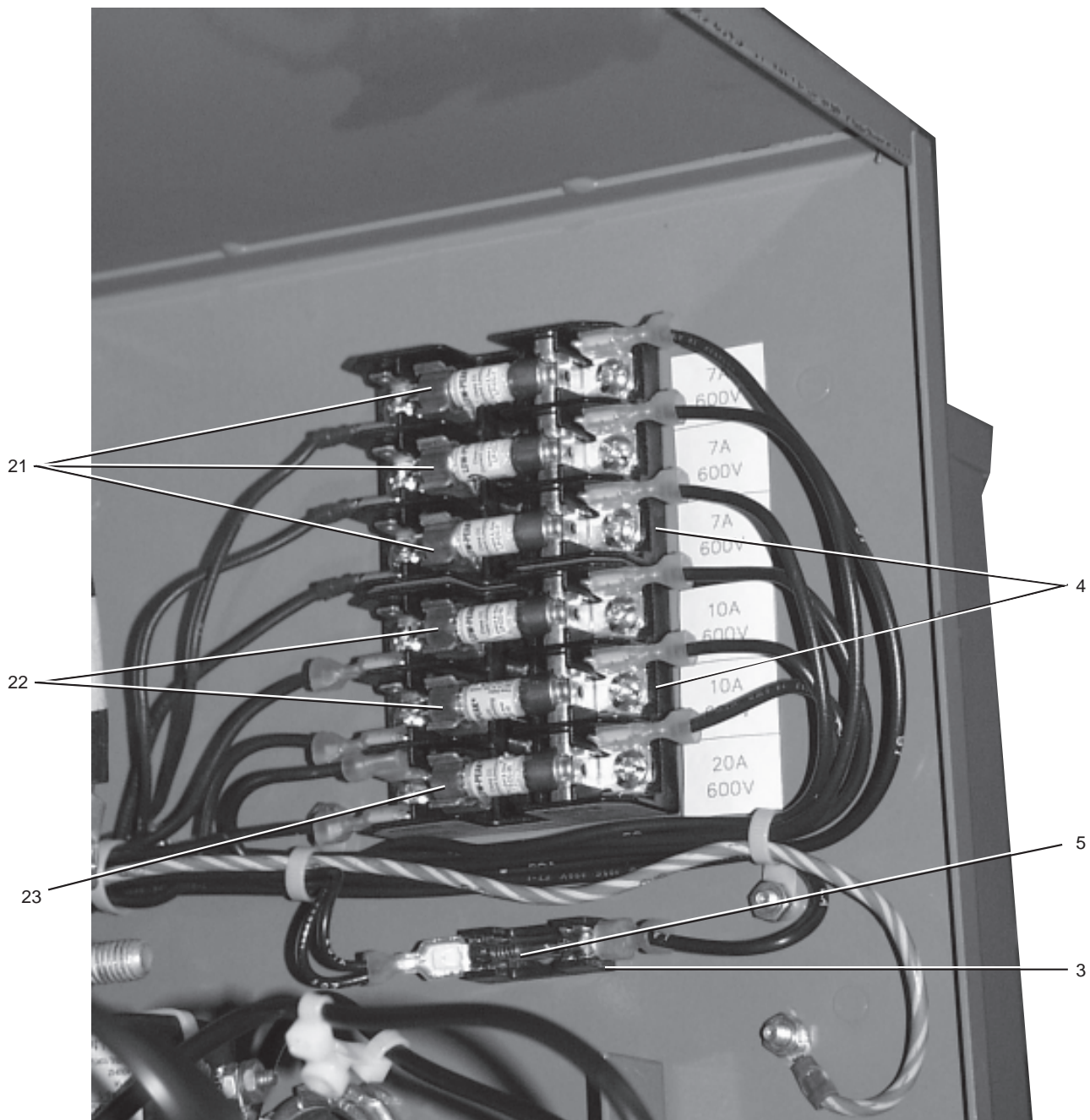
PART NUMBER	ITEM	QUANTITY PER KIT	DESCRIPTION
075-03048-000	1	1	INSTRUCTION. INSTALLATION
013-02987-000	2	1	INHIBITOR, CORROSION AL/CU
021-17547-000	3	4	HOSE CLAMP
028-12239-000	5	4.25 FT	TUBE, PLASTIC 7/16" I.D.
013-02880-000	8	1	COMPOUND, ANTI-OXIDANT
030-00755-000	9	1	BAG, CLOTH W/DRAWSTRING
023-20205-000	6	2	HOSE BARB



**FIGURE 1 – SOLID STATE STARTER - FRONT VIEW, EXTERIOR**




**FIGURE 2 – SOLID STATE STARTER – INTERIOR VIEW**




00391VIP

**FIGURE 3 – SOLID STATE STARTER – FUSE DETAIL**




**FIGURE 4 – SOLID STATE STARTER - POWER SECTION DETAIL**



00393VIP

**FIGURE 5 – SOLID STATE STARTER - SCR POLE DETAIL**



**FIGURE 6 – SOLID STATE STARTER – REAR VIEW, COOLING LOOP**





P.O. Box 1592, York, Pennsylvania USA 17405-1592  
Copyright © by York International Corporation 2000

(717) 771-7890  
[www.york.com](http://www.york.com)

Subject to change without notice. Printed in USA  
ALL RIGHTS RESERVED

Form 160.00-RP3 (500)  
New Release