



BY JOHNSON CONTROLS

LITERATURE SUPPLEMENT

Form Number: 102.20-NOM1 (LS02)

1108

Supersedes: 102.20-NOM1 (LS02) (605)

File with: 102.20-NOM1 (105)

Subject: Ship Loose Parts for Solution Air Handler

Look for label "Installation Instructions and Ship Loose Items Inside". This label is normally located on the access door of the first fan section in the air stream. Only the parts listed in this section which are required for your unit are included.




FIG. 1 – SECOND TIER TIE-DOWN FASTENER PACK P/N 386-03419-000 (4 each per pack)



Baserail Lifting Lugs Assembled

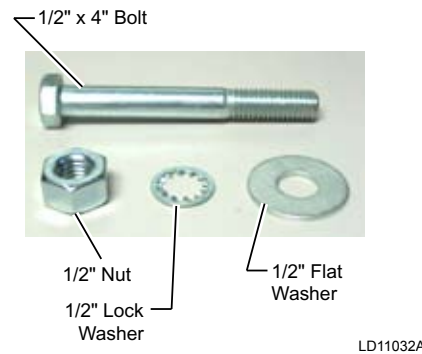


FIG. 3 – BASERAIL SHIPPING SPLIT FASTENER PACK P/N 386-03417-000 (4 each per pack)



Raceway Lifting Lug (at shipping split)

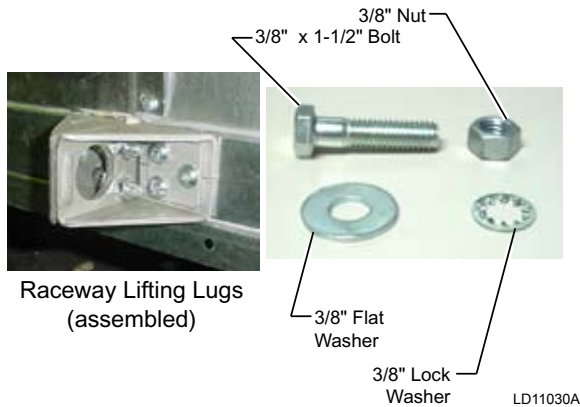




FIG. 2 – BOTTOM RACEWAY SHIPPING SPLIT FASTENER PACK P/N 386-03418-000 (4 each per pack)



FIG. 4 – TOP RACEWAY SPLIT FASTENER PACK P/N 386-04747-000 (2 each per pack)




Floor, Wall & Indoor Top Seam Cap



SEAM CAP

- 1/4" x 2" Neoprene Gasket, P/N 028-15954-010
- 1/4"-14 x 1" Phillips Pan Head Tek Screw, P/N 021-19560-000
- 1/4"-14 x 1" Hex Head w/ Washer & Gasket Tek Screw P/N 021-30530-052 for Outdoor Wall.



Roof Seam Cap (Outdoor)



ROOF SEAM CAP

- 1/4" x 2" Neoprene Gasket, P/N 028-15954-010
- 1/4"-14 x 1" Hex Head w/ Washer & Gasket Tek Screw P/N 021-30530-052 for Outdoor Roof.

Apply 2" Gasket & Caulk



Apply 2" Gasket & Caulk

PIPE CHASE

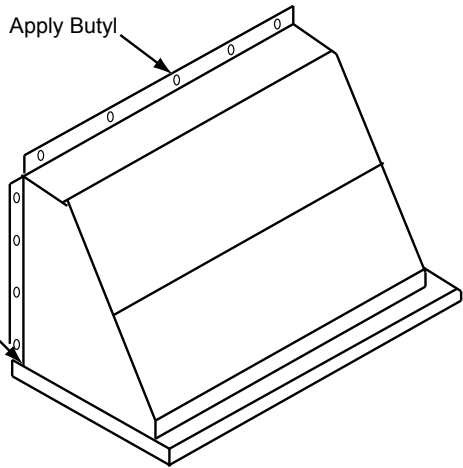
- 1/4" x 2" Neoprene Gasket, P/N 028-15954-010
- 1/4"-14 x 1" Hex Head w/ Washer & Gasket Tek Screw P/N 021-30530-052

PIPE CHASE TRIM ANGLE

- 1/4"-14 x 1" Hex Head w/ Washer & Gasket Tek Screw P/N 021-30530-052
- 1/4" x 2" Neoprene Gasket, P/N 028-15954-010

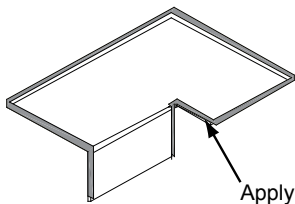


Apply Butyl



HOOD

- 1/4"-14 x 1" Hex Head w/ Washer & Gasket Tek Screw
- 3/16" x 3/4" Butyl Tape

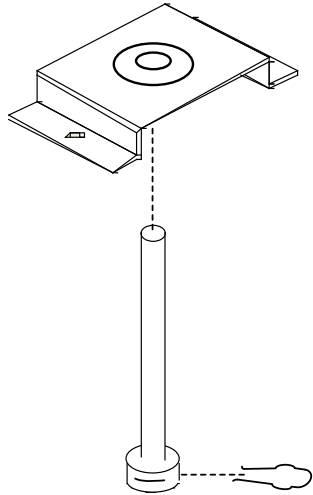


Apply Caulk

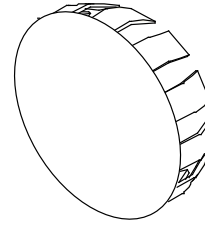
PIPE CHASE BASERAIL COVER
P/N 086-23998-001

LD13770

FIG. 5 – PIPE CHASE, HOODS & SEAM CAPS



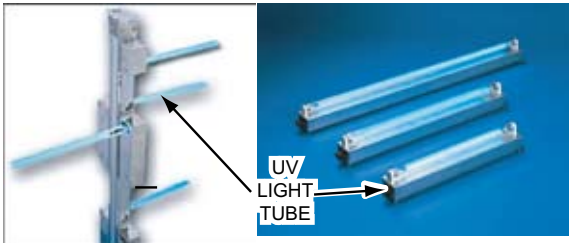
DAMPER SHAFT EXTENSION KIT
P/N 026-33715-002



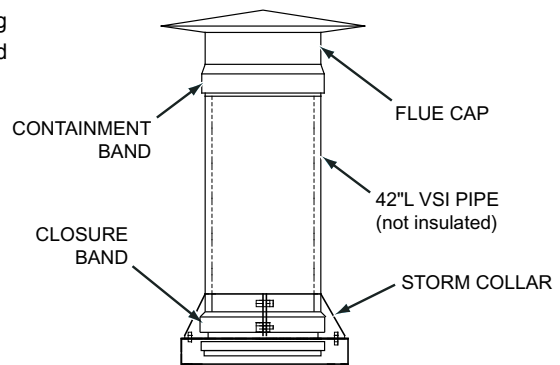
CORNER CONNECTOR HOLE PLUG
P/N 021-19568-000

HUMIDIFIERS

Optional Steam humidifiers, when selected are provided with dispersion equipment factory mounted inside the air handling unit. The steam injection or generating equipment, metering devices & sundries are shipped loose.



UV LIGHT TUBES to be installed by contractor.



GAS FURNACE FUEL VENTING PARTS



DO NOT touch UV Lamps (tubes) with bare hands or leather gloves as oils will damage the tubes. Use clean cotton rags, clean jersey or latex gloves to handle the lamps (tubes).

LD13788

FIG. 6 – MISCELLANEOUS PARTS FOR OPTIONS



POLYURETHANE CAULK
P/N 013-02966-011



Never use silicone caulk/sealant or caulk/sealant containing silicone in or on any air handling equipment. [Only exception is when provided (high temperature) with gas heat venting]



12 OZ. TOUCH-UP SPRAY
P/N 013-03322-000



1/4" X 3-1/2" x 3-1/2" SHIPPING SPLIT
CORNER GASKET
P/N 028-11883-010
(Outdoor Only)



1/4" X 2" X 25' NEOPRENE GASKET
P/N 028-15954-010



3/16" X 3/4" X 40' BUTYL TAPE
P/N 013E-03327-010



1/4" X 3/4" X 35' NEOPRENE
GRAY GASKET
P/N 028-11873-010



1/4"-14 X 1"
PHILLIPS PAN HEAD
SELF DRILLING SCREW
P/N 021-19560-000



SPARE FAN BELT
(Attached to Fan)



1/4"-14 X 1"
HEX HEAD
SELF DRILLING SCREW
W/ EDPM WASHER
P/N 021-30530-052

Id13771

FIG. 7 – HARDWARE, GASKETING, CAULK, PAINT AND TAPE

