

Good or Bad Data?

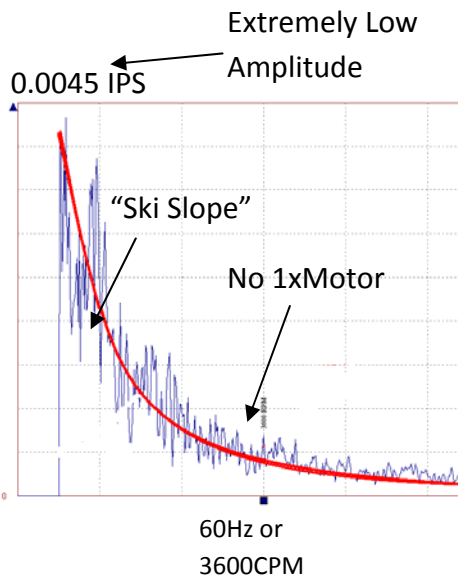
- What is the Y-Axis Amplitude?
- Is there a peak at Motor Shaft Rotating Speed (1xMotor)?
- If you are using a CMVA series microlog is the input set correctly?

Bad Data

The Y-Axis amplitude is below 0.01 IPS.

There is no peak at 1xMotor.

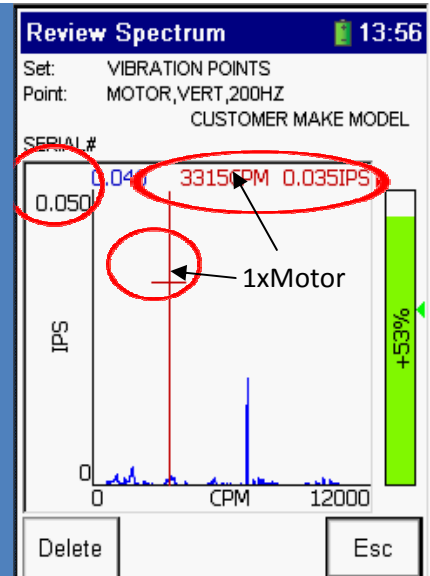
The data is "ski sloped." Meaning it starts high and then drops off.



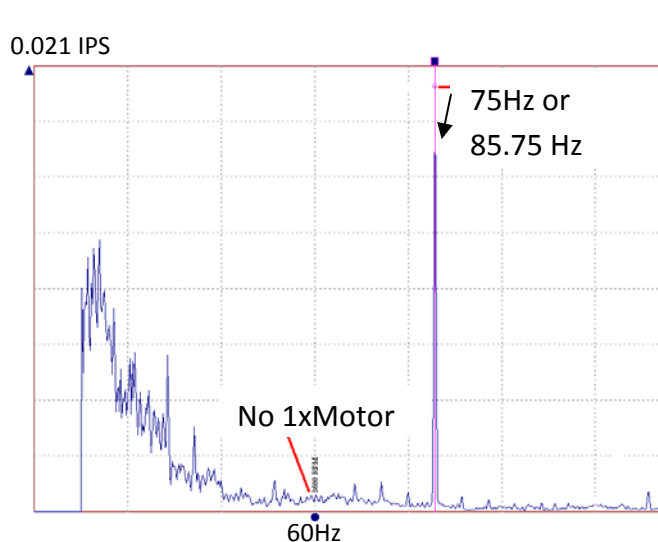
Good Data

The Y-Axis Amplitude is above 0.01 IPS.

When the cursor is at the 1xMotor speed -VFD drive at 3315 CPM (55.25Hz) There is a significant peak (Greater than 0.005)



Bad Data



- Although this looks like it could be good data, notice that there is not a peak at 60Hz where 1xMotor should be.
- This type of bad data is caused by not having the input selected correctly on CMVA series Micrologs and will show up with a peak at 75Hz or 85.75 Hz and NO peak at 1xMotor

Finding 1xMotor

- 1xMotor is usually at 60Hz or 3600cpm in the U.S. unless the machine is on a variable speed drive, or it's a 4 pole motor. $1xMotor = (2 * Line Frequency) / \#poles$
- Use the Right and Left arrow key on the Microlog to move the cursor on the screen.

Troubleshooting

What is causing the bad data and how can it be fixed.

- Make sure the accelerometer and cable is connected to the Microlog
- CMVA 55,60 and 65 users, ensure you have the correct input selected on your microlog (BNC or Multi-pin)
- The accelerometer isn't properly mounted to the machine, or it moved during collection.

Still collecting bad data:

- Use a different accelerometer cable.
- Use a different accelerometer.
- Ensure proper mounting methods are used.

Questions? Call 414-524-5000 Options 6,1,1,5