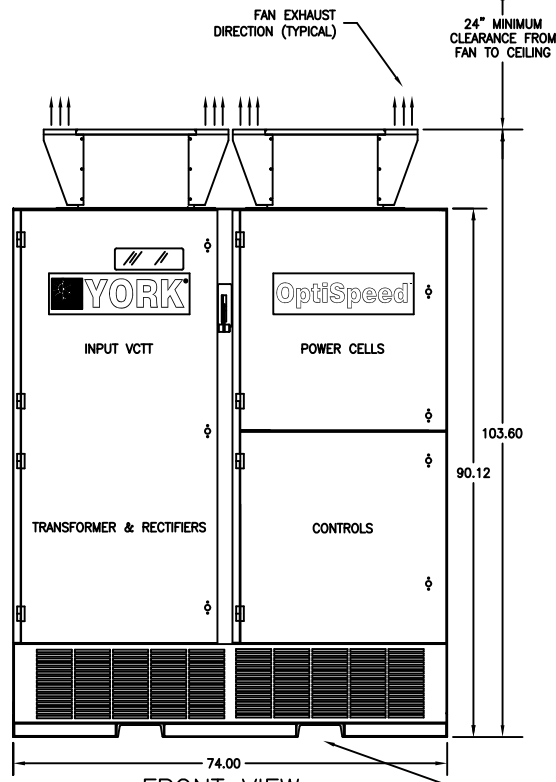
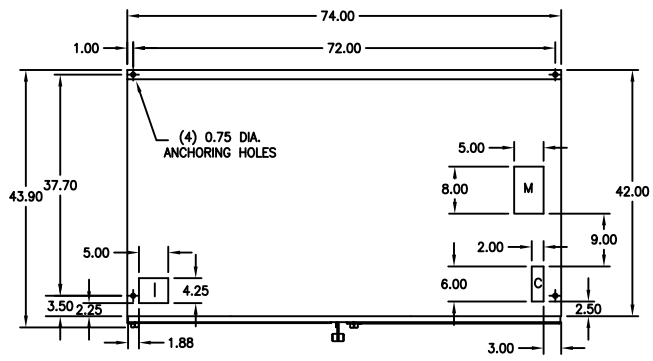


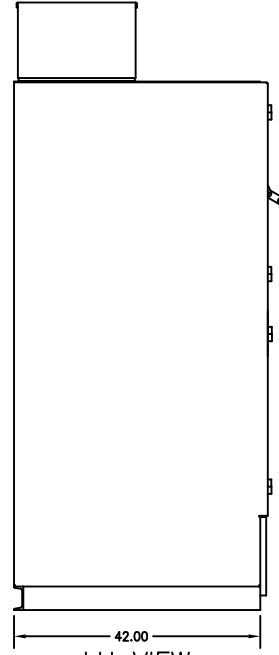
TOP VIEW



FRONT VIEW



FLOOR PLAN VIEW



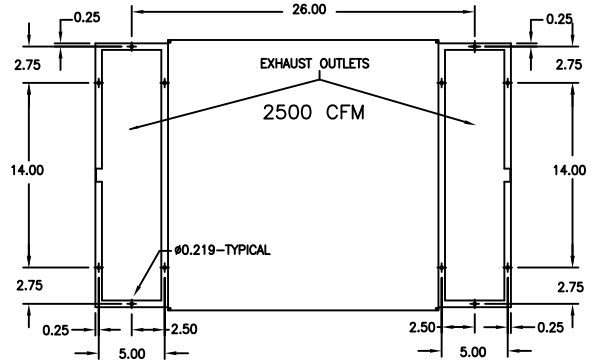
LH VIEW

CABLE TERMINATIONS			
ENTRY	INCOMING CABLES	MOTOR LEADS	CONTROL WIRE
TOP	I	M	C
BOTTOM	I	M	C

INCOMING TERMINATIONS USE NEMA 4-HOLE PATTERN
MOTOR TERMINATIONS USE NEMA 2-HOLE PATTERN

NOTES
 1. ENCLOSURE TYPE: NEMA 1 W/GASKETED DOORS
 2. ALL WEIGHTS ARE APPROXIMATE
 3. ALL DIMS ARE IN INCHES
 4. POWER CELLS NEED TO BE REMOVED FOR ACCESS

	500HP	600HP	700HP
VFD	6,400 lbs	6,600 lbs	6,800 lbs



TYPICAL EXHAUST FAN HOLE PATTERN FOR CUSTOMER DUCTWORK (TOP VIEW)

YORK INTERNATIONAL CORPORATION
YORK, PA .17405

DIMENSIONS ARE IN INCHES DO NOT SCALE TOLERANCES PER ENG. STD. M-282 WELDING PER ENG. STD. M-30 REF. DWG.		OUTLINE ENCLOSURE		MATERIAL TYPE _____ ENG. STD. _____ PART NO. _____ CUT SIZE _____
DR. _____	DATE _____	SIZE D	CAGE NO _____	DRAWING NUMBER 1808K230
APPR. _____	SCALE _____	WT. = _____ LBS.	ORIG. NO. _____	SHEET 15 of 15

REV. LEV.	DATE	REVISION RECORD	CHG. NO.	DR.	CK.	REV. LEV.	DATE	REVISION RECORD	CHG. NO.	DR.	CK.	REV. LEV.	DATE	REVISION RECORD	CHG. NO.	DR.	CK.
6						13						20					
5						12						19					
4						11						18					
3						10						17					
2						9						16					
1						8						15					
0	08/07/06	FIRST ISSUE				7						14					

ALL PROPRIETARY RIGHTS IN THE SUBJECT MATTER HEREOF ARE RESERVED, AND NO PERMISSION IS GRANTED TO REPRODUCE THIS PRINT IN WHOLE OR IN PART, OR DISCLOSE ANY OF THE INFORMATION UPON IT TO OTHERS WITHOUT WRITTEN RELEASE BY YORK INTERNATIONAL CORPORATION.