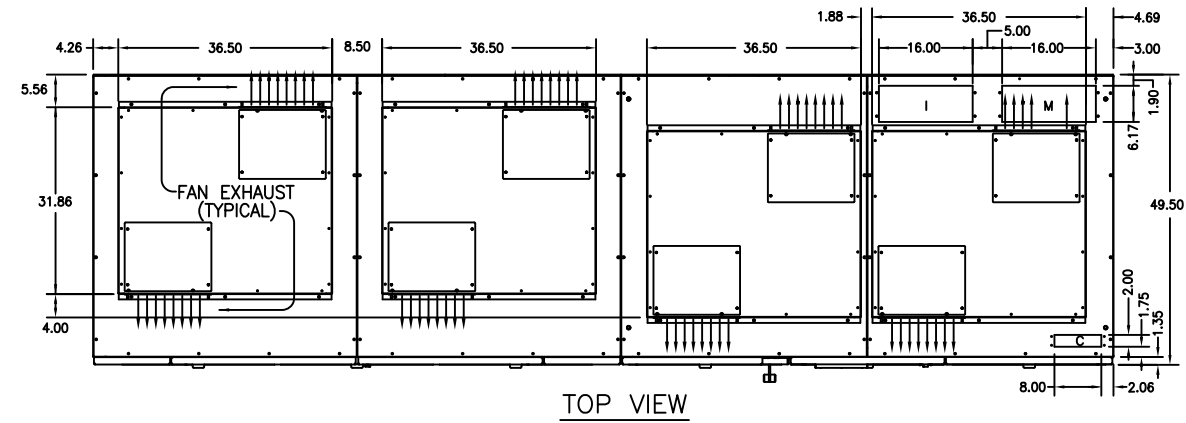
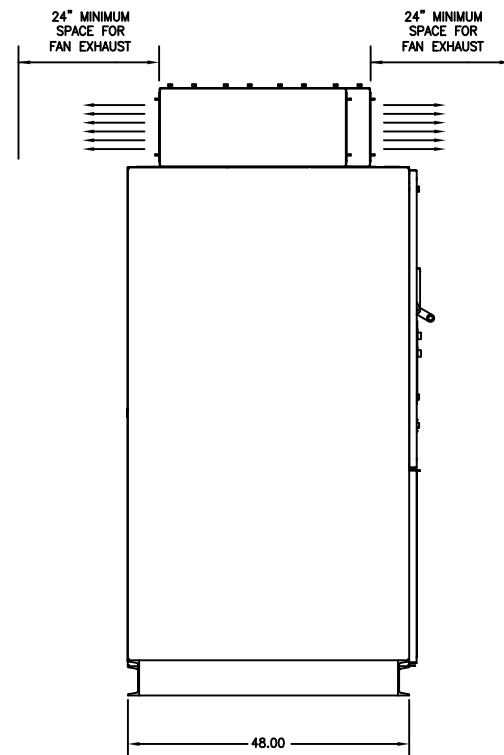


CABLE TERMINATIONS			
ENTRY	INCOMING CABLES	MOTOR LEADS	CONTROL WIRE
TOP	I	M	C
BOTTOM	I	M	C

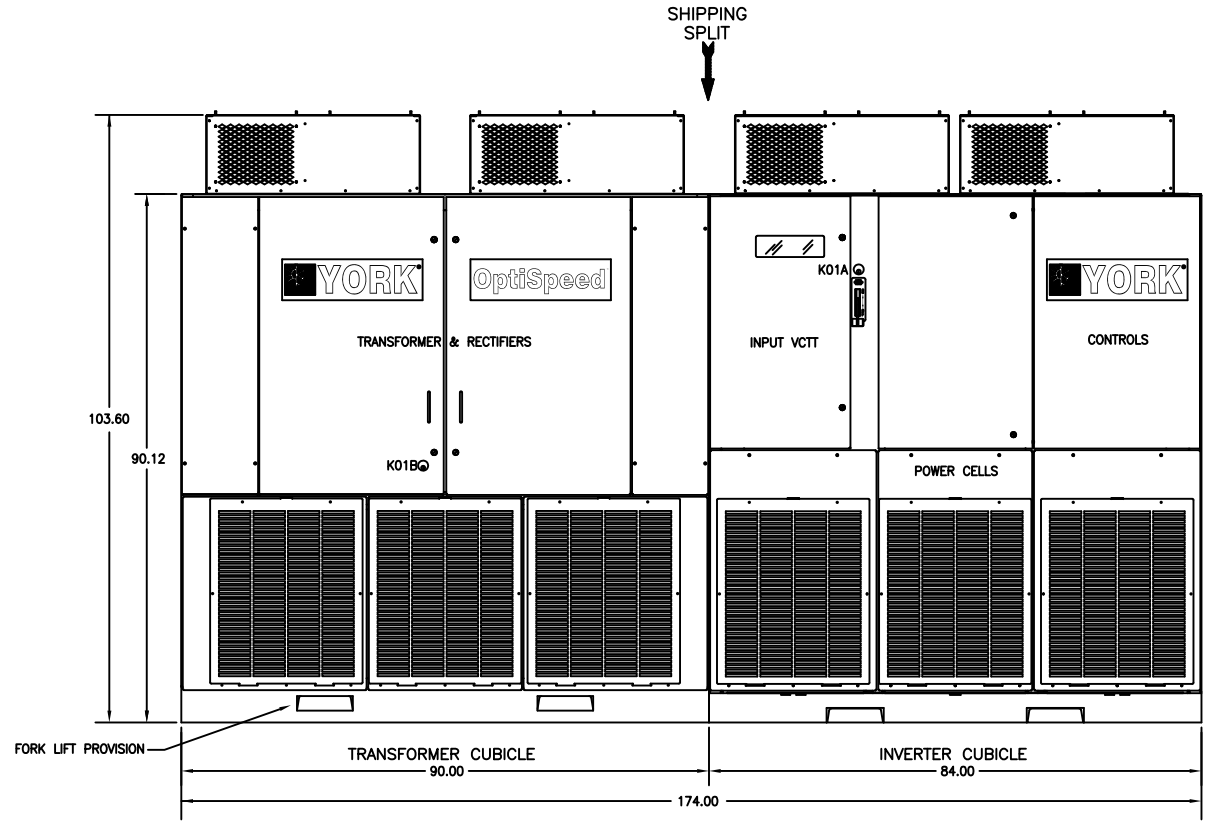
INCOMING TERMINATIONS USE NEMA 4-HOLE PATTERN
MOTOR TERMINATIONS USE NEMA 4-HOLE PATTERN



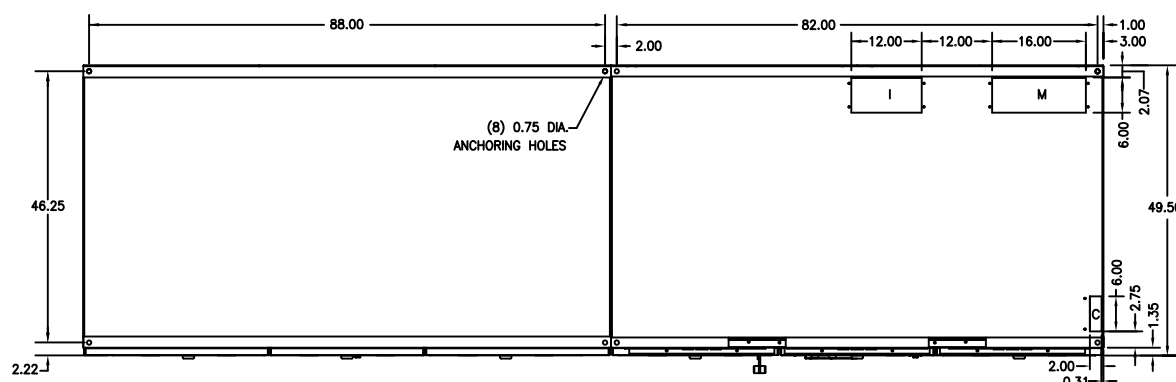
TOP VIEW



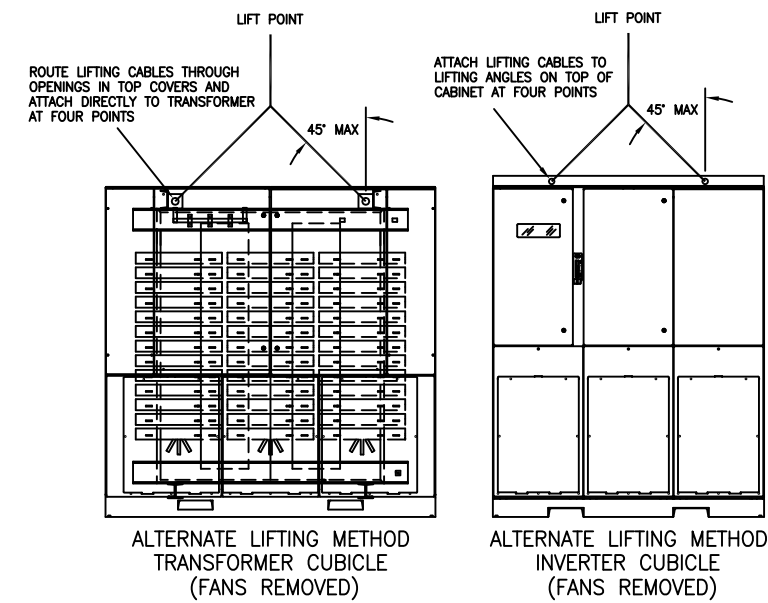
LH VIEW



FRONT VIEW



FLOOR PLAN VIEW



ALTERNATE LIFTING METHOD
TRANSFORMER CUBICLE
(FANS REMOVED)

ALTERNATE LIFTING METHOD
INVERTER CUBICLE
(FANS REMOVED)

- NOTES**
- ENCLOSURE TYPE: NEMA 1 W/GASKETED DOORS
 - ALL WEIGHTS ARE APPROXIMATE IN LBS
 - ALL DIMS ARE IN INCHES
 - POWER CELLS NEED TO BE REMOVED FOR ACCESS

	1250HP	1500HP	1750HP
TRANSFORMER CUBICLE	8,800 lbs	9,500 lbs	10,000 lbs
INVERTER CUBICLE	4,500 lbs	4,500 lbs	4,500 lbs

YORK INTERNATIONAL CORPORATION
YORK, PA . 17405

DIMENSIONS ARE IN INCHES DO NOT SCALE TOLERANCES PER ENG. STD. M-282 WELDING PER ENG. STD. M-30 REF. DWG.		OUTLINE ENCLOSURE		MATERIAL TYPE _____ ENG. STD. _____ PART NO. _____ CUT SIZE _____	
DR. _____	DATE _____	SIZE D	CAGE NO _____	DRAWING NUMBER 1808JT30	
APPR. _____	SCALE _____	WT. = _____ LBS.	ORIG. NO. _____	SHEET 15 of 15	

REV. LEV.	DATE	REVISION RECORD	CHG. NO.	DR.	CK.	REV. LEV.	DATE	REVISION RECORD	CHG. NO.	DR.	CK.	REV. LEV.	DATE	REVISION RECORD	CHG. NO.	DR.	CK.
6						13						20					
5						12						19					
4						11						18					
3						10						17					
2						9						16					
1						8						15					
0	07/19/06	FIRST ISSUE				7						14					

*ALL PROPRIETARY RIGHTS
IN THE SUBJECT MATTER
HEREOF ARE RESERVED,
AND NO PERMISSION IS
GRANTED TO REPRODUCE
THIS PRINT IN WHOLE
OR IN PART, OR DISCLOSE
ANY OF THE INFORMATION
UPON IT TO OTHERS
WITHOUT WRITTEN RELEASE
BY YORK INTERNATIONAL
CORPORATION.*