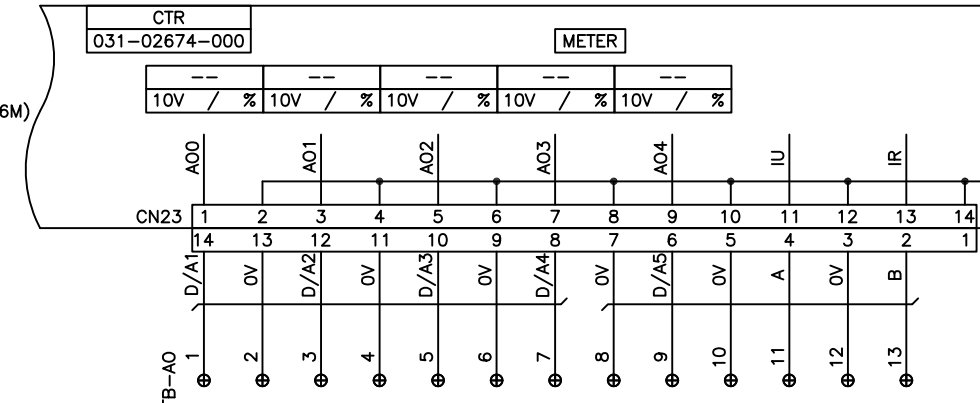
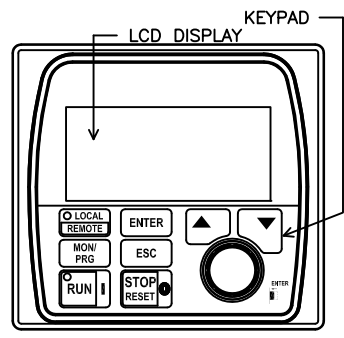


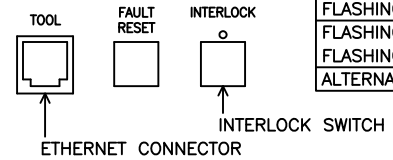
ANALOG CHECK PIN SPECIFICATION				
ANALOG OUTPUT	OUTPUT RANGE	OUTPUT IMP.	RESOLUTION	OUTPUT CURRENT
A	±10V	100Ω	ANALOG DATA	±1mA
B			8 BIT DIGITAL	
D/A1~D/A5				



WARNING:
SIMULTANEOUS CONNECTION OF CN2 AND CN2A IS NOT PERMITTED.



STATUS LED COLOR/CONDITION	DRIVE STATUS DESCRIPTION
OFF	NOT READY
GREEN	READY
RED	RUNNING
FLASHING RED (2.0Hz)	FAULT
FLASHING RED (0.67Hz)	ALARM - RUNNING
FLASHING GREEN (0.67Hz)	ALARM - STOPPED
ALTERNATING RED/GREEN (2.0Hz)	TEST MODE



YORK INTERNATIONAL CORPORATION YORK, PA .17405											
PCB (2) INTERCONNECTION						MATERIAL TYPE _____ ENG. STD. _____ PART NO. _____ CUT SIZE _____					
REV. LEV. DATE		REVISION RECORD		CHG. NO. DR. CK.		REV. LEV. DATE		REVISION RECORD		CHG. NO. DR. CK.	
6						13					
5						12					
4						11					
3						10					
2						9					
1						8					
0	07/19/06	FIRST ISSUE		OB	AL	7					

ALL PROPRIETARY RIGHTS IN THE SUBJECT MATTER HEREOF ARE RESERVED, AND NO PERMISSION IS GRANTED TO REPRODUCE THIS PRINT IN WHOLE OR IN PART, OR DISCLOSE ANY OF THE INFORMATION UPON IT TO OTHERS WITHOUT WRITTEN RELEASE BY YORK INTERNATIONAL CORPORATION.

DR. APPR. SCALE: _____

NAME _____ DATE _____

SIZE _____ CAGE NO _____

WT. = _____ LBS. _____

ORIG. NO. _____

DIMENSIONS ARE IN INCHES
DO NOT SCALE
TOLERANCES PER ENG. STD. M-282
WELDING PER ENG. STD. M-30
REF. DWG.

DRAWING NUMBER
1808JT17

SHEET 10 of 15