



SERVICE BULLETIN

Title: 19XL/XT, 19XR/XRT Oil Pump & Stator Availability
Models Affected: 19XL/XT, 19XR/XRT

Number: C9618
Date: 7/05/96
Supersedes:
Date:

Purpose:

To advise the field that it is possible to order Oil Pump Subassembly packages to repair failed pumps on 19XL/XT and 19XR/XRT machines (if it is possible to identify the source of failure) instead of replacing the entire oil pump and filter housing assembly.

File: Specified Parts

Prepared By: Benny Di Marco

Approved By: Alan. M. Johnson

This document and the material contained herein are the property of Carrier Corporation and may not be copied, reproduced, or released without written permission of Carrier Corporation.

Background:

If an oil pump failed on prior model centrifugals (19DK, 19EB & 19FA) it was necessary to order a complete pump and motor assembly in order to get a fully tested assembly.

Information:

The stator and housing subassemblies have been set up for the 19XL/XT and 19XR/XRT compressors. One is for the 50 hertz and the second is for the 60 hertz machines. These subassemblies are available through RCD. The part numbers for both the oil pump and rotor assemblies along with the new stator and housing assemblies are charted below. Attached, on the hard copy only, are figures depicting the two assemblies now available.

EXISTING OIL PUMP AND ROTOR ASSEMBLIES (Includes Regulator)

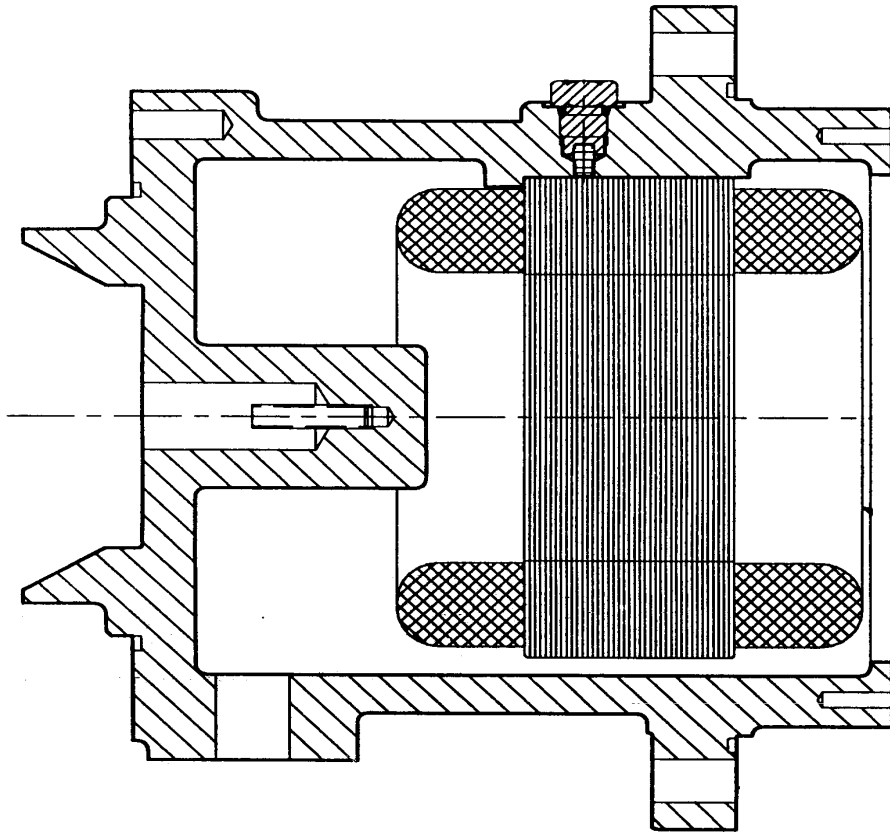
VOLTAGE	HERTZ	PART NUMBER
ALL	50	02XB34011401
ALL	60	02XB34011402

NEW OIL PUMP STATOR ASSEMBLIES

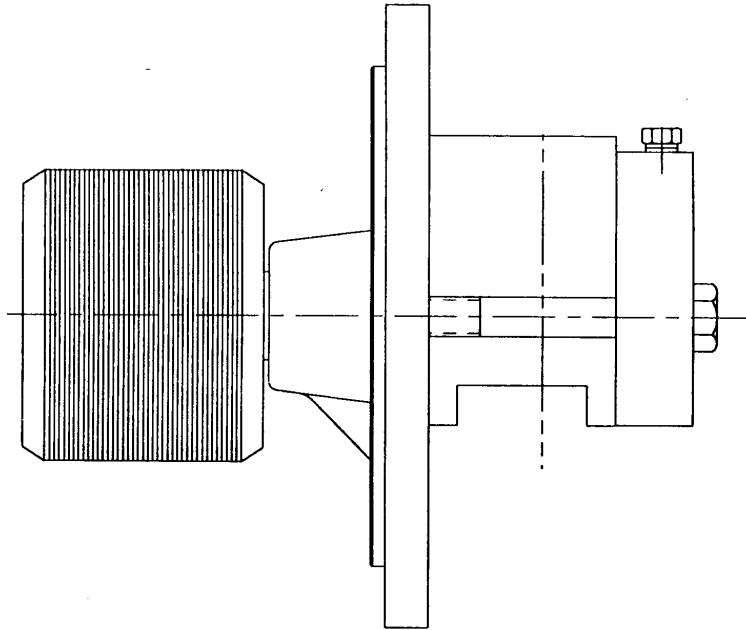
VOLTAGE	HERTZ	PART NUMBER
ALL	50/60	02XB34013801

See Attached Figures ([Oil Pump Stator Assembly](#)) and ([Oil Pump and Rotor Assembly](#)) for Reference and Wiring Diagrams ([Wiring Diagram #1](#)) and ([Wiring Diagram #2](#))

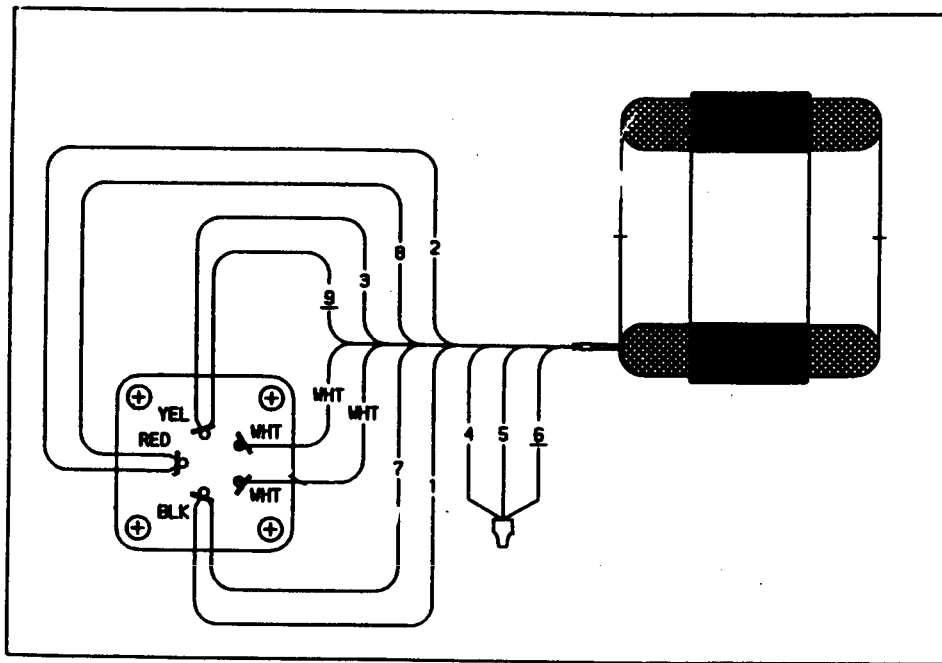
Other individual parts that are included in these assembly packages may be ordered separately. Please note, however, that the pump housing is not sold separately.



Oil Pump Stator Assembly

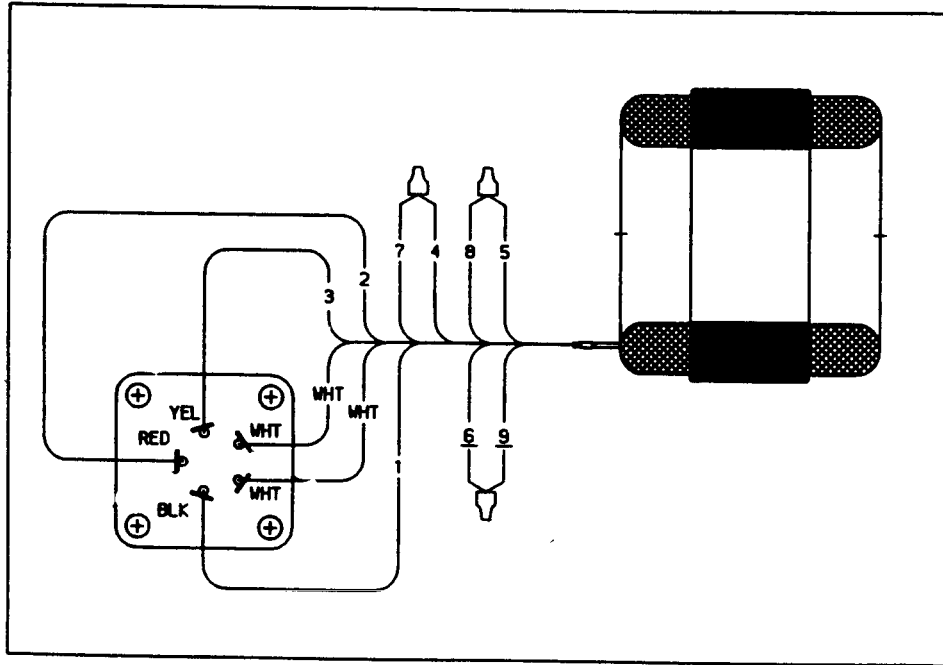


Oil Pump and Rotor Assembly



FOR: 200 TO 240 VOLT, 60 HZ.
 220 TO 240 VOLT, 50 HZ.

Wiring Diagram #1



FOR: 380 TO 480 VOLT, 60 HZ.
 507 TO 619 VOLT, 60 HZ.
 346 TO 440 VOLT, 50 HZ.

Wiring Diagram #2