

17DK SEAL LEAK POT ASSEMBLY

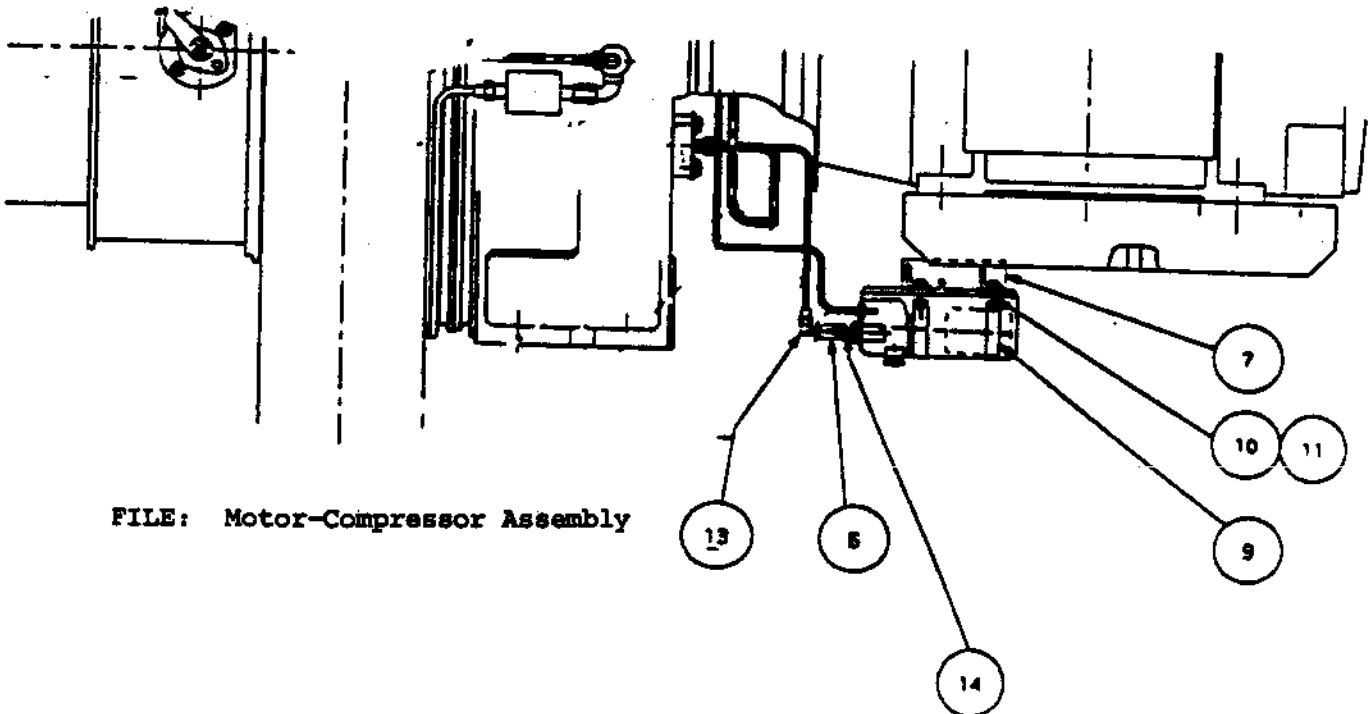
C9013  
7/16/90  
NONE

17DK/DM Compressor

Purpose: This bulletin provides information on the redesigned seal oil pot assembly.

Background: The old style seal pot 17DK 111-123 was built from 4" sch. #40 pipe with end plates welded. Therefore, there was no access to the valve and float assembly. The new style 17DR 501-213 has a removable lid for easy access. See attached figure 1. The change went into effect March 1989.

Recommendations: If the item 4 valve leaks, in the old type seal pot assembly, the entire assembly should be replaced with the new style pot.



FILE: Motor-Compressor Assembly

*Nick Chashin*

Nick Chashin

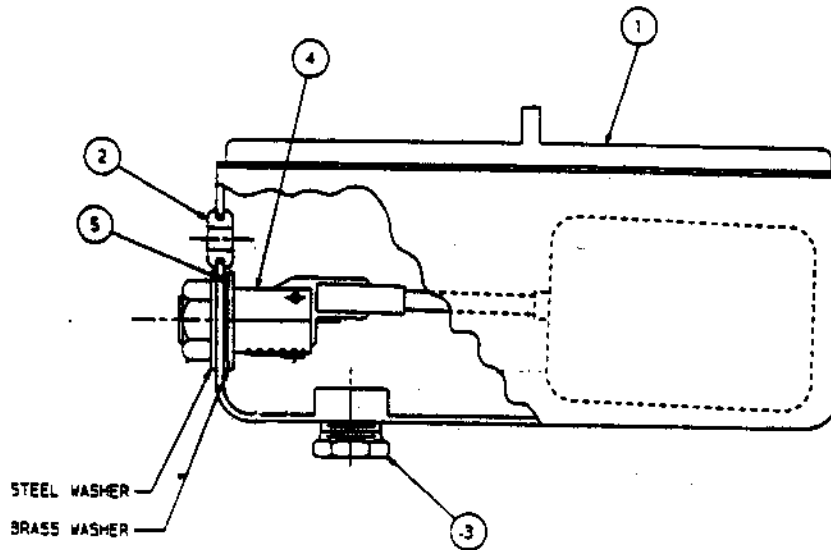
*Alan M Johnson*

Alan Johnson

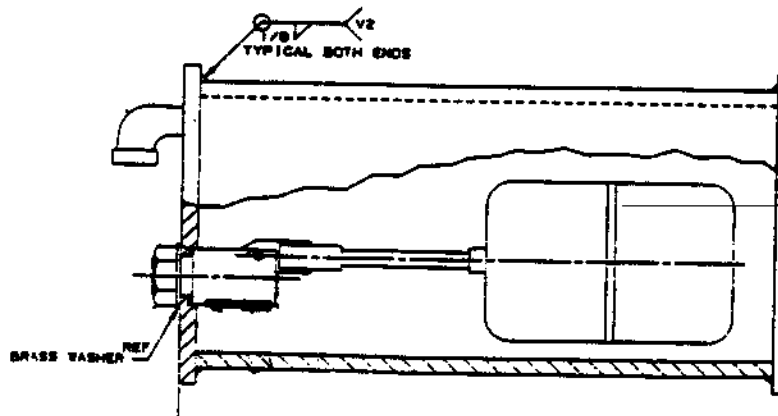
MAIL KEYS: 2.45, 2.40B, 2.53, 5.14A, 2.33B, 2.33D, RCD

ITEM	PART NUMBER	REQ'D	DESCRIPTION
1	17DR501-1163	1	BOX MACHINING, FLOAT
2	KA56CR031	1	GROMMET
3	CA63AA151	1	PLUG, 1/2"
4	EC12AH010	1	VALVE
5	19DA11-5141	1	GASKET, RING
6	EC37JD-031	1	VALVE, CHECK
7	17DR521-203	1	BRACKET ASSEMBLY

ITEM	PART NUMBER	REQ'D	DESCRIPTION
8	17DR501-1162	2	GASKET FOAM
9	17DR501-1133	2	BRACKET
10	AA06BRI73	4	SCREW 1/4-20x1-1/2"LG
11	AT39AA171	4	NUT (1/4-20)
12			
13	DD10CA-053	1	ELBOW 1/4 MFLx1/8 NPT
14	CA01CA-001	1	NIPPLE(1/8-27x3/4"LG)



NEW STYLE 17DR 501-213



OLD STYLE 19DK 111-123