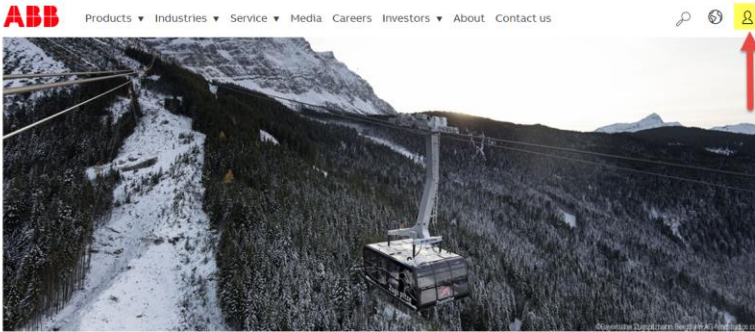
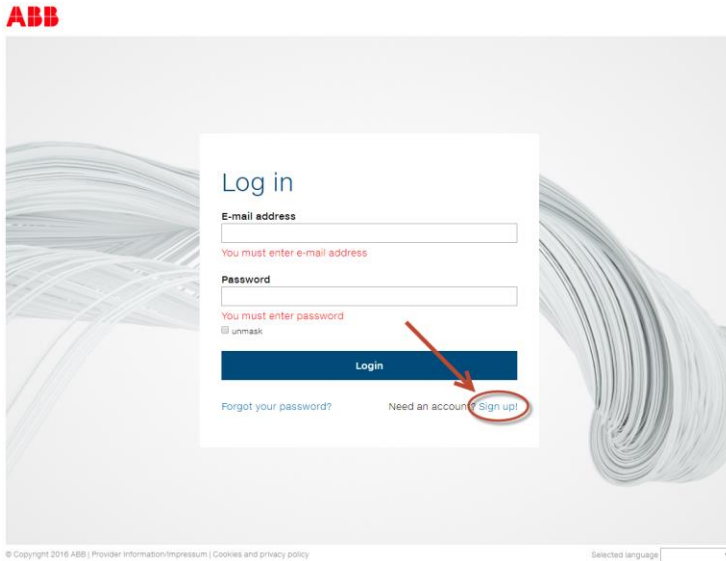


Creating a training account and training enrollment (if you already have an account, skip to Page 2)

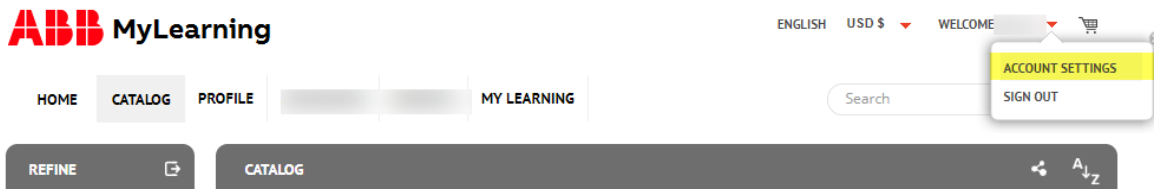
1. Go to **ABB.com** (<http://www.abb.com>)
2. Click the person icon in the upper right corner.



3. Click "sign up" in the log in screen that appears and fill out the form as completely as possible. Click "sign up for an account"



4. You will receive a confirmation email with an activation link. Click the link as the first step in activating your account. Clicking the link will bring you to myABB business portal dashboard. **If you do not receive the email, check your junk or spam folder, or with your IT department to see if the email was blocked by a firewall.**
5. Log in to the training system as the final activation step by clicking this link [MyLearning](https://mylearning-americas.abb.com) and selecting "Sign in", or enter the following address in your web browser <https://mylearning-americas.abb.com>
6. Set your time zone and account settings. Click the red arrow in the top right after "Welcome_Your Name" and select "account settings". Select the "preferences tab" and choose your time zone, currency, language, etc.

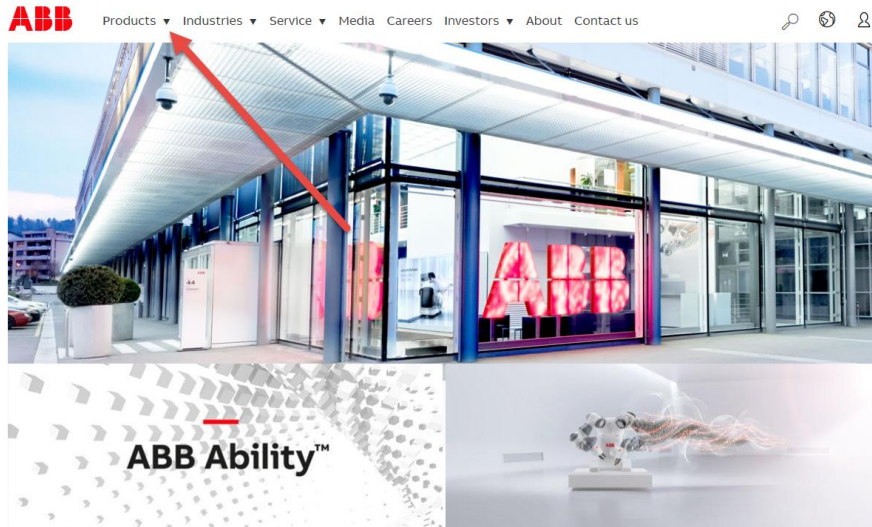


7. See the next page for enrollment directions.

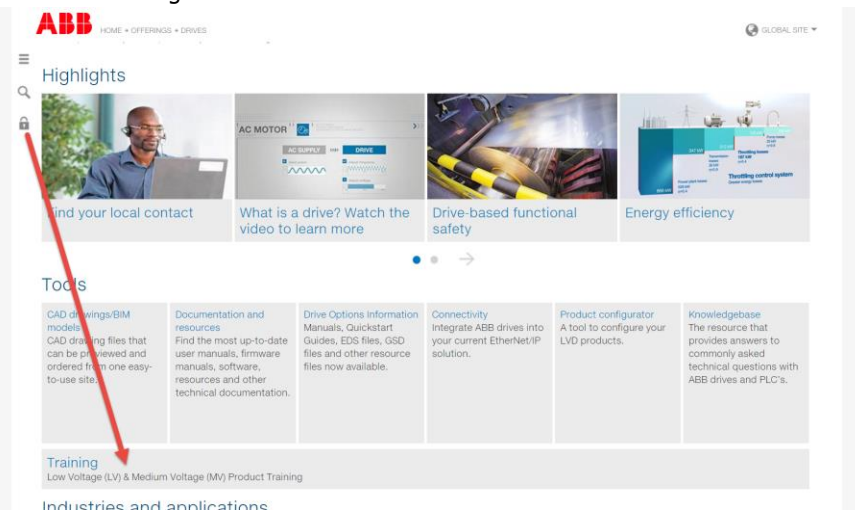
To Enroll in the US9102 ACH550 Authorized Startup training plan

For the best user experience, use Google Chrome or Firefox as your web browser

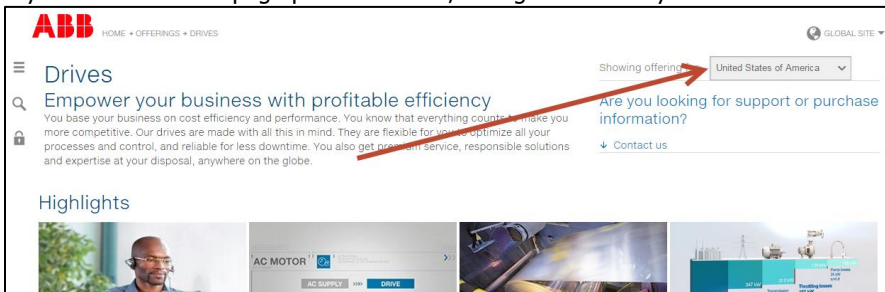
1. Click this link to be brought directly to the training program and skip to step 7 [ACH550 Authorized Startup Training Program](#), or follow the steps below.
2. Go to ABB.com (<http://www.abb.com>)
3. Hover your mouse over "Products" and click on "Drives"



4. Click on "Training"



If you do not see the page pictured above, change the country to United States of America.



5. Click on "Channel Partner/Contractor Training" to access the appropriate training page.

U.S. Drives, PLC, Servo & Motion Training

MyLearning
Many records and training modules are still being processed into our new training system. We are currently still in the process of bringing more of our training records online. Our entire training community thanks you for your continued patience while we develop and refine this new learning experience.

When accessing the MyLearning site, please be sure to click the **Company Login** button to Sign In to your training. If you do not have a MyABB account, please register at the appropriate stage during logging in.

Should you need assistance in the interim, or if you cannot find the drives training you are looking for, please contact our Training Coordinators at 262-785-3260 or email at drivestraining@us.abb.com

End User/Customer Training
Click here if you are looking for training offered to End Users/Customers

Channel Partner/Contractor Training
Click here if you are looking for training offered to Channel Partners

Employee/Trainer Training
Click here if you are looking for Internal Employee or Trainer training

Instructor Led Classes | Training Overview | **New Berlin, WI Training Center** | Other Training Facilities in USA | Schedule

6. Scroll down to Authorized Startup Training and click the link for the ACH550 drive.

Product Introduction
Product Introduction training provides the student with a general overview of the desired drive. The training focuses on defining what the product is, does and how to operate it on a basic level.

Authorized Startup Training
Authorized Startup Training provides the student with comprehensive instruction in the installation, wiring, and commissioning of LV Drives.

Drive Service Partner (DSP) Training
Usage & Maintenance training will cover safe working practices, installation, commissioning, preventative maintenance and basic troubleshooting. This training will aid in reducing product down time and give attendees the knowledge to decrease total cost of ownership.

Expert Hours Webinars
Register and participate in live webinars broadcast across the internet from our New Berlin, WI campus. Click here to enroll in the Expert Hours program and view scores of archived webinars.

Enroll directly into **Product Introduction** programs by product:
ACS500 PLC
ACS555
ACS150
ACS550 Fundamentals

Enroll in **Authorized Startup Training** programs by product:
ACH550
ACQ550
ACS550
ACS550 PFM

Enroll in **Drive Service Partner (DSP) Training** programs by product:
ACH550
ACQ550
ACS550
ACS550

Enroll directly into **Expert Hours Webinars** program:
Expert Hours Webinars

7. Click on a prerequisite online course to register for it in the Training System.

Training Plan - ACH550 Authorized Startup - US9102

Below are listed the individual Courses required to complete this Training Plan. You must complete these online modules prior to class, as much of the materials will require you to understand the concepts taught in them.

US1001t Qualification for Power Equipment ←

US1008v LV Drive Safety-V
US1008e LV Drive Safety Presentation


After completing the eLearning modules, register for a class below (best location and date available). After successful completion of the Instr Class, you can then register for and complete the exam.

Take this exam after completing Instructor Led Training: [US9102t ACH550 Startup Exam](#)

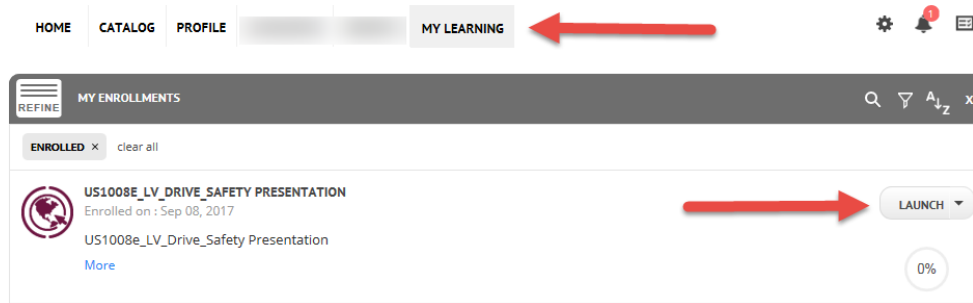
Instructor Led Trainings:

ACH550 START-UP - INSTRUCTOR LED TRAINING - AUTOMATIC CONTROL SYSTEMS - METAIRIE, LA US9102c-US-EN-2018 Automated Control Sys Mar 06, 2018 03:00 PM 02	FULL
ACH550 START-UP - INSTRUCTOR LED TRAINING - CLASS FOR GAYLORD INDUSTRIES - TUALATIN, OR US9102c-US-EN-2018 Gaylord Industries Mar 20, 2018 04:00 PM 02	REGISTER 2 Seats left
ACH550 START-UP - INSTRUCTOR LED TRAINING - TEXAS AIRSYSTEMS, LLC - FORT WORTH, TX US9102c-US-EN-2018 Texas AirSystems - Fort Worth Mar 21, 2018 03:00 PM 02	REGISTER 12 Seats left
ACH550 START-UP - INSTRUCTOR LED TRAINING - AIR TREATMENT CORP. - ACCO CLASS - BREA, CA US9102c-US-EN-2018 Air Treatment - Brea, CA Mar 21, 2018 04:00 PM 02	REGISTER 10 Seats left

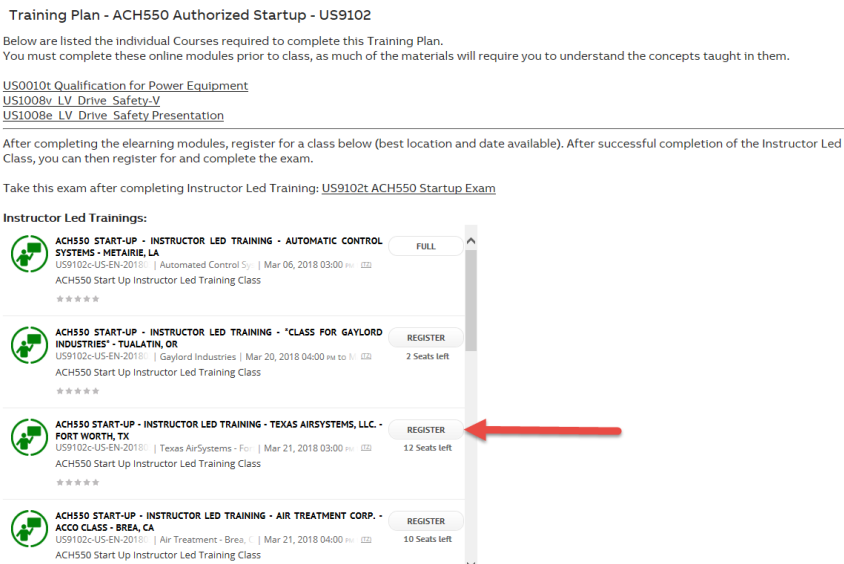
8. ****If using a mobile device, click "continue to webpage" and do not use the mobile app**** Sign in to the training system if you are not signed in already and click "Register".



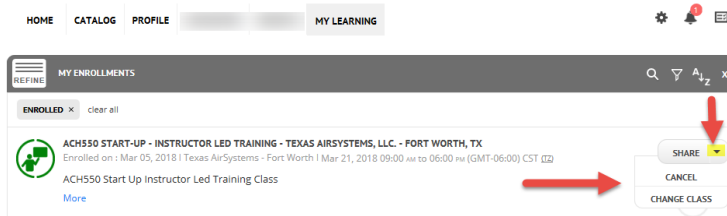
9. Your course will appear in the "my enrollments" section under the "my learning" tab. Click "Launch" to start each course. Repeat steps for all prerequisite online learning.



10. After the prerequisite online learning is complete, select the instructor led training session you wish to attend from the list provided on the Training Plan webpage by clicking "Register". ([ACH550 Authorized Startup Training Plan](#)) If you cannot attend any classes listed, or one is not in your area, enroll in a "Waitlist" class. When a class becomes available that you can attend, you can change your enrollment. **You will be able to register for and complete the exam after successful completion of the Instructor Led Training class.**



11. To cancel or change your class, go to your "my enrollments" section. Click the dropdown arrow on the grey button to the right of the class and select "Cancel" or "change class"



12. For questions or concerns with training, please contact the Training Coordinators at drivetraining@us.abb.com or call 262-785-3260.