

Submittal

Ref. #: AD-US-17-661155

Horizontal close coupled end suction pump

Model: Series 4280-3x1.5-5 hp Pump (Motor supplier: Armstrong choice)

Project name:

Location:

Date submitted:

Engineer:

Contractor:

Representative:

Phone number:

e-mail:

Submitted by: Anonymous User

Application design data

Tag number:		Pipe orientation:	Single
Service:		Suction pressure:	0 ft
Location:		Fluid:	PropyleneGlycol:
Quantity:	1	Operating temperature:	45 F
Duty flow per pump:	80 USgpm	Viscosity:	40.876247 SSU
Duty head:	57.900002 ft	Specific gravity:	1.0283
Total dissolved solids:	0 ppm		

Materials of construction

Construction:	BF	Impeller:	Bronze (B584-844)
Rating:	ANSI-125	Shaft sleeve:	316 SS
Connections:	Inlet: 3 in, Outlet: 1.5 in	Casing gasket:	Confined Non-Asbestos Fiber
Casing (volute):	Cast Iron (A48-30)		

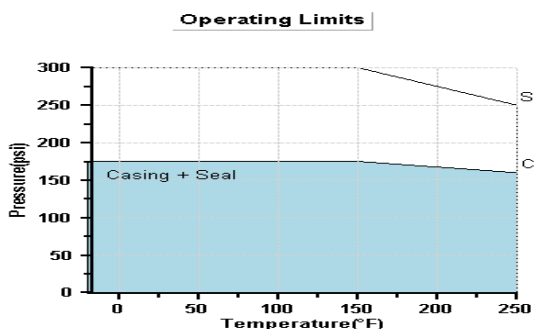
Mechanical seal data

Seal type:	Inside Single Spring	Rotating face:	Resin Bonded Carbon
Manufacturer code:	C-ssc L EPSS 2A	Stationary seat:	Sintered Silicon Carbide
Springs:	Stainless Steel	Secondary seal:	EPDM
Rotating hardware:	Stainless Steel		

Motor electrical data

Supplier:	Factory Choice	Insulation class:	Class F Insulation
Size:	5 hp	Inverter motor type:	Not applicable
Frame number:	184JM	Efficiency:	Energy Eff (12.11)
Enclosure:	ODP	Speed:	1765 rpm
Motor Electrics:	460/3/60		

Operating limits (temperature - pressure)



Maximum pressure: 175 psi

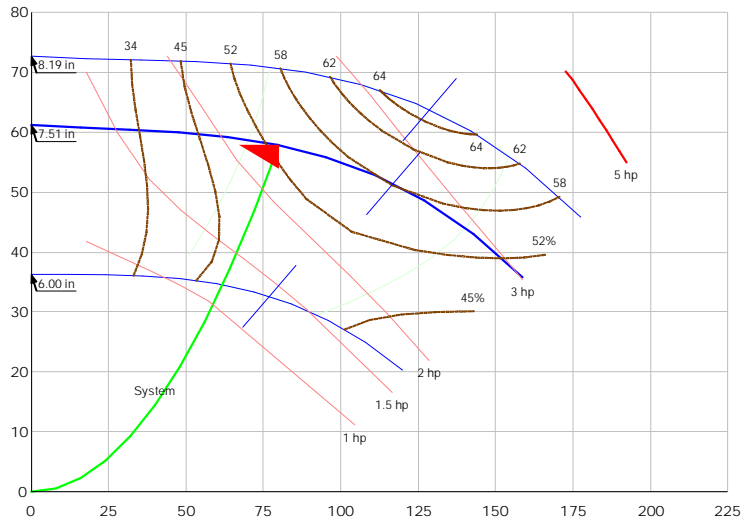
Maximum temperature: 250 F

Pump casings are hydrostatically tested to 150% of maximum pump working pressure rating.

Series 4280

3x1.5x8 @ 1765 rpm

Head (ft)



Admin Data

Tag Num
Service
Location

Motor Data

Motor Size 5 hp
Motor Speed 1800 rpm

Design Duty Point

Flow 80.00 usgpm
Head 57.90 ft
Impeller 7.506257 in

Performance Data

NPSHR 4.04973 ft
Eff. @ Design 52.68 %
BHP @ Design 2.28 hp
Mtr Capability @ Rated Spd 5.00 hp
%Mtr Safety 118.99%
BEP @ Design Imp. 57.28 % @ 116.9 usgpm
Impeller Max BHP @ Flow 3.01 hp @ 158.7 usgpm
%max imp. range 68.84 %
Outlet Velocity 12.61 ft/s

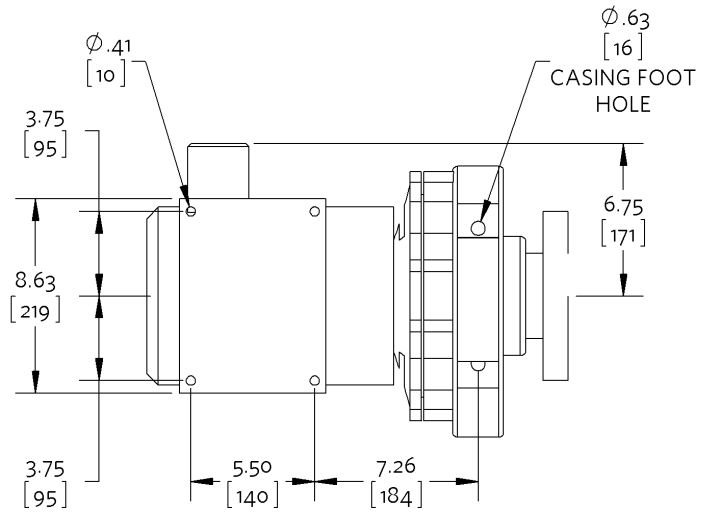
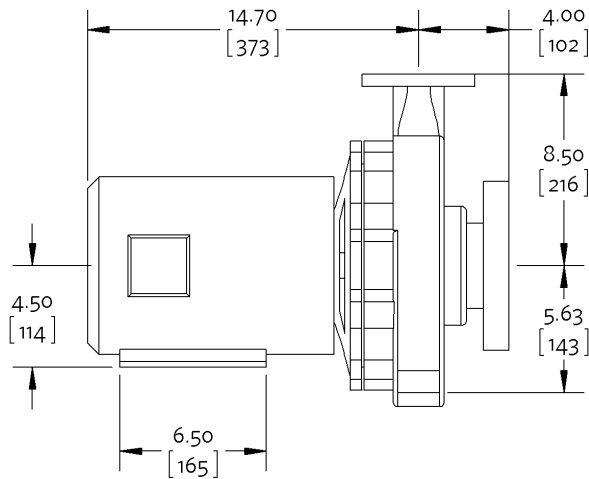
PropyleneGlycol: , spgr=1.0283, 40.876247 ssu, 45 F

Flow (usgpm)

Dimensional data (not for construction)

Side view

Top view



Weight: 194 lb

- Not to scale
- Units of measure : inches [millimeters]
- Tolerance of ± 0.125 inch (± 3 mm) should be used
- For certified dimensions, please contact your Armstrong representative
- Pump equipped with casing drain plug and $\frac{1}{4}$ inch NPT suction and discharge gauge ports

Connection details

Connection	Size	Rating	OD	Bolt quantity*	BCD	Bolt size
Inlet	3	ANSI-125	7.5	4	6	0.625
Outlet	1.5	ANSI-125	5	4	3.88	0.5

*Equally spaced straddling centreline

Special instructions
